

7° Edizione

FAST, MILANO

**FISSAGGI
RAPIDI**
FASTENERS

Qualità ●
Quality

Affidabilità ●
Reliability

Innovazione ●
Innovation






Building trust together.

Certificate

CISQ/IMQ has issued an IQNET recognized certificate that the organization:

FAST MILANO SPA
VIA BRESCIA 58 - 20063 CERNUSCO SUL NAVIGLIO (MI) Italy

has implemented and maintains a
Quality Management System

for the following scope:
Trade and design of fasteners and components for industrial purpose

which fulfills the requirements of the following standard:
ISO 9001:2015

Issued on: **2025/06/16**
Expires on: **2027/03/30**

Registration Number: **IT-1448-9160.FAS2**



Alex Stoichitulu
President of IQNET



Mario Romers
President of CISQ



This attestation is directly linked to the IQNET Member's original certificate and shall not be used as a stand-alone document.

IQNET Members:
AENOR Spain AFNOR Certification France APCER Portugal CCC Cyprus CISQ Italy CQC China COM China COS Czech Republic
Cio Cert Croatia DQS Holding GmbH Germany EAGLE Certification Group USA PCAV Brazil FONDORIMA Venezuela KONTEC
Colombia ICS Bosnia and Herzegovina INTECO Costa Rica IRAM Argentina JQA Japan KIQ Korea LSQA Uruguay MIRTEC Greece
MSZT Hungary Nemko AS Norway NSAI Ireland NVCE-SIGE Mexico PCBC Poland Quality Austria Austria SB Israel SIO Slovenia
SIRIM QAS International Malaysia SGS Switzerland SRMC Romania TSE Türkiye YUGS Serbia

* The list of IQNET Members is valid at the time of issue of this certificate. Updated information is available under www.iqnet-certification.com



www.imq.it

CISQ is a member of


CERTIFICATO N. 9160.FAS2
CERTIFICATE N. 9160.FAS2

SI CERTIFICA CHE IL SISTEMA DI GESTIONE PER LA QUALITA' DI
WE HEREBY CERTIFY THAT THE QUALITY MANAGEMENT SYSTEM OPERATED BY

FAST MILANO SPA
VIA BRESCIA 58 - 20063 CERNUSCO SUL NAVIGLIO (MI) Italy
UNITA' OPERATIVE/OPERATIVE UNITS
VIA BRESCIA 58 - 20063 CERNUSCO SUL NAVIGLIO (MI) Italy

E' CONFORME ALLA NORMA/IS IN COMPLIANCE WITH THE STANDARD
ISO 9001:2015

PER LE SEGUENTI ATTIVITA' / FOR THE FOLLOWING ACTIVITIES
Commercializzazione e progettazione di fasteners e piccola componentistica per l'industria
Trade and design of fasteners and components for industrial purpose

Ulteriori informazioni riguardanti l'applicabilità dei requisiti ISO 9001:2015 possono essere ottenute consultando l'organizzazione
Further clarifications regarding the applicability of ISO 9001:2015 requirements may be obtained by consulting the organization

IL PRESENTE CERTIFICATO E' SOGGETTO AL RISPETTO DEL
REGOLAMENTO PER LA CERTIFICAZIONE DEI SISTEMI DI GESTIONE
THE USE AND THE VALIDITY OF THE CERTIFICATE SHALL SATISFY THE
REQUIREMENTS OF THE RULES FOR CERTIFICATION OF MANAGEMENT SYSTEMS

DATE:	PRIMA CERTIFICAZIONE FIRST CERTIFICATION	EMISSIONE CORRENTE CURRENT ISSUE	SCADENZA EXPIRY
	07/08/1998	16/06/2025	30/03/2027



IMQ S.p.A. - VIA QUINTELLANO, 43 - 20138 MILANO ITALY
Management Systems Division - Farsi OnSite



ACCREDIA IAF: 29

MS N° 0006MS

Manuale degli Azionisti di IMQ
Regolamento (CA, SA, P, S, C)
Regolamento (CA, SA, P, S, C) Roma
Regolamento di IMQ and ACCREDIA Roma

La validità del certificato è subordinata al mantenimento accurato e continuo
dell'attività del Sistema di Gestione e alla sua conformità al
requisito di IMQ e ACCREDIA Roma
maintenance of the entire Management System within these pages



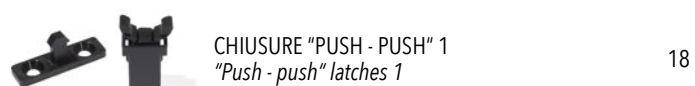
CISQ è la Federazione Europea di Organismi di
Certificazione del Sistema di Gestione. CISQ
is the Europe Federation of Management System
Certification Bodies.

FISSAGGI IN PLASTICA

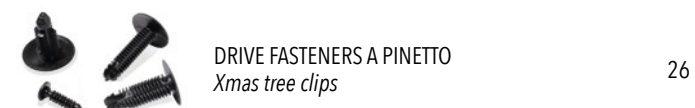
Plastic fasteners




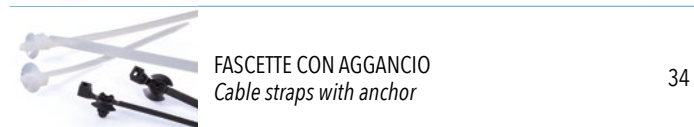
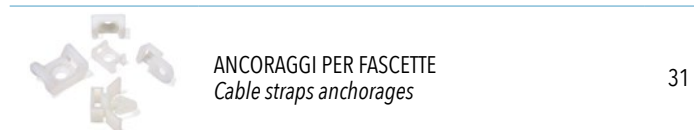
CHIUSURE | Locks



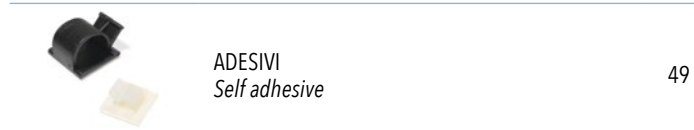
CLIPS | Clips



FASCETTE | Straps



FERMACAVI - FERMATUBI | Wire - Pipe clips





PER BORDO LAMIERA
Panel edge fixing

51



CON FISSAGGIO A VITE
With screw fixing

52



MODULARI
Modular

53



PORTA CONNETTORI
PER FISSAGGIO SU PERNI O ASOLA
Connector holder for pins or bottonhole fixing

55



PORTA CONNETTORI
Connector holder

56



PER NASTRO
Tape on

57



LACCI
Wire ties

58



LACCI CON AGGANCI
Wire ties whit anchor

59



SPECIALE
Special cable clip

60

MADREVITI | *Screw grommets*



MADREVITI STANDARD
Standard screw grommets

62



MADREVITI AD ALTA COPPIA
Heavy duty screw grommets

63



MADREVITI REGOLABILI
Adjustable screw grommets

64



MADREVITI A TENUTA STAGNA
Watertight screw grommets

65

BOCCOLE - RONDELLE | *Ears-ring - Washers*



BOCCOLE
Ears-ring

68



RONDELLE
Washers

72



RONDELLE IN PVC
PVC Washers

76

PASSACAVI | *Cable bushings*



PASSACAVI STANDARD
Standard cable bushings

78



PASSACAVI APERTI
Open cable bushings

87



PASSACAVI IN PLASTICA
Plastic cable bushings

88



PASSACAVI STANDARD
CON MEMBRANA CENTRALE
*Standard cable bushings
with central membrane*

89



PASSACAVI STANDARD
CON MEMBRANA DECENTRATA
*Standard cable bushings
with decentralized membrane*

90



PASSACAVI STANDARD
CON MEMBRANA FORATA
*Standard cable bushings
with perforated membrane*

91

PIEDINI | *Feet*



PIEDINI 1
Feet 1

94



PIEDINI 2
Feet 2

95



PIEDINI REGOLABILI
Adjustable leveling feet

96

	PIEDINO COMPRESSORE <i>Feet for compressor</i>	97
--	---	----

	PIEDINI ADESIVI <i>Bumpers</i>	98
--	-----------------------------------	----

RALLENTATORI | *Rotary dampers*


	CON FISSAGGIO A SCATTO <i>Snap in mounting</i>	100
--	---	-----

	CON FISSAGGIO A VITE <i>Mounting with screw</i>	101
--	--	-----

	CON FISSAGGIO A VITE "GRANDI" <i>Mounting with screw "big"</i>	102
--	---	-----

RIVETTI | *Rivets*

	RIVETTI <i>Rivets</i>	104
--	--------------------------	-----

	SCRIVETS <i>Scrivets</i>	105
--	-----------------------------	-----

	RIVETTI A PRESSIONE <i>Push rivets</i>	106
--	---	-----

SERRACAVI | *Cable clamps*

	SERRACAVI <i>Cable clamps</i>	110
--	----------------------------------	-----

	SERRACAVI A SCATTO <i>Cable clamps snap in mounting</i>	111
--	--	-----

	SERRACAVI A PONTICELLO <i>Bridge cable clamps</i>	112
--	--	-----

SUPPORTI PER CIRCUITI STAMPATI *PCB supports*


	AUTOBLOCCANTI <i>Self locking</i>	114
---	--------------------------------------	-----

	MICRO <i>Micro</i>	115
---	-----------------------	-----

	DISTANZIATORE <i>Spacer</i>	116
---	--------------------------------	-----

	DISTANZIATORI PER CIRCUITI STAMPATI <i>PCB spacers</i>	118
---	---	-----


	DISTANZIATORI IN METALLO ESAGONALI 1 <i>Hexagonal metal spacer 1</i>	120
---	---	-----


	DISTANZIATORI IN METALLO ESAGONALI 2 <i>Hexagonal metal spacer 2</i>	121
--	---	-----

TAPPI | *Hole plugs*


	TAPPI 1 <i>Hole plugs 1</i>	124
---	--------------------------------	-----

	TAPPI 2 <i>Hole plugs 2</i>	125
---	--------------------------------	-----

	TAPPI 3 <i>Hole plugs 3</i>	127
---	--------------------------------	-----

	TAPPI 4 <i>Hole plugs 4</i>	128
---	--------------------------------	-----

	SOTTOTAPPI <i>Protection plugs</i>	131
---	---------------------------------------	-----

	PUNTALI MORBIDI <i>Soft caps</i>	133
---	-------------------------------------	-----

	TAPPI A TESTA PIANA <i>Flat head caps</i>	134
---	--	-----

FISSAGGI METALLICI

Metal fasteners

	COLLARE GOMMATO <i>Collars with EPDM protection</i>	138
	STRINGITUBO A VITE "S" <i>Hose clamp with screw "S" (DIN 3017 Heavy)</i>	140
	STRINGITUBO A VITE "L" <i>Hose clamp with screw "L" (DIN 3017 Light)</i>	141
	DADI IN GABBIA PER FORI QUADRI <i>Cage nuts for square holes</i>	142
	DADI IN GABBIA MONTAGGIO FRONTALE <i>Cage nuts front mounting</i>	143
	MOLLETTE CON COLLARINO UNIVERSALE-T <i>Deep threaded U nuts Universal-T</i>	144
	MOLLETTE CON COLLARINO UNIVERSALE <i>Deep threaded U nuts Universal</i>	145
	PIASTRINE DOPPIE PER VITI DIN 7970 <i>U nuts for DIN 7970 screws</i>	146
	PIASTRINE DOPPIE PER FILETTATURA METRICA <i>U nuts for metric screws</i>	148
	PIASTRINE A CORONA PER FISSAGGIO SU PERNI LISCI <i>Push on fixes for plain studs</i>	150
	MOLLE A SCATTO E PERNI <i>Spring latches and ball studs</i>	151

INFORMAZIONI TECNICHE E CONDIZIONI GENERALI DI VENDITA

Technical information and general terms of sale

INFORMAZIONI TECNICHE <i>TECHNICAL INFORMATION</i>	154
INFORMAZIONI GENERALI SUI MATERIALI IMPIEGATI <i>GENERAL PLASTIC INFORMATION</i>	155
CONDIZIONI GENERALI DI VENDITA	156
GENERAL TERMS AND CONDITIONS OF SALE	158

NELLA GAMMA FAST MILANO C'È SEMPRE UN FASTENER CHE SODDISFA LA TUA ESIGENZA DI FISSAGGIO



Soluzioni complete per ogni applicazione

Fast Milano offre al mercato una vastissima gamma di fasteners ed articoli tecnici sviluppati per **soddisfare ogni necessità di fissaggio rapido**.

I prodotti illustrati in questo catalogo rappresentano una selezione di articoli che normalmente vengono utilizzati nelle più svariate applicazioni industriali.

Esperienza per progetti studiati su misura

La **lunga esperienza** maturata nel settore del fissaggio e della componentistica consente a Fast Milano di **supportare il cliente** nella scelta della soluzione più idonea per l'applicazione in questione.

Una vasta gamma di fasteners speciali, prodotti specificatamente per il settore degli elettrodomestici ed automobilistico, è disponibile su richiesta.



FAST MILANO OFFERS A WIDE RANGE OF FASTENERS TO MEET YOUR FASTENING REQUIREMENTS

Complete solutions for every application

Fast Milano offers a wide range of fasteners and technical products developed to meet your fastening needs. Products shown in this catalogue are a selection of standard items, that are normally used in various industrial applications.

Experience for custom-designed projects

The long experience in fasteners and components allows Fast Milano to support the customers to find the best solution for their applications. A wide range of special fasteners (for automotive and white goods markets) is available on demand.

PROGETTAZIONE: DALL'IDEA ALLA PRODUZIONE

COMPONENTS DESIGN: FROM IDEA TO PRODUCTION

Innovare insieme: co-design e ottimizzazione dei componenti

Per il settore progettazione componenti, Fast Milano è in grado di supportare i suoi clienti operando in co-design con gli stessi **sviluppando soluzioni che possono essere sia di nuova ideazione che di ottimizzazione.**

Possiamo studiare modifiche funzionali e strutturali che, implementate, permettano di sfruttare al meglio le caratteristiche dei materiali utilizzati e l'applicazione dei componenti stessi.

Il sistema di progettazione 3D consente inoltre lo scambio rapido e puntuale di tutte le informazioni utili alla definizione del componente ed alla realizzazione delle attrezzature per la produzione.

Innovating together: co-design and optimization of components

For component design, Fast Milano is able to support its customers by working in co-design with them, **developing solutions that can be either newly designed or optimized.**

We can study functional and structural changes that, once implemented, allow the optimization of the materials used and the application of the component itself.

The 3D design system also allows the quick and timely exchange of all information useful for defining the component and creating the production equipment.

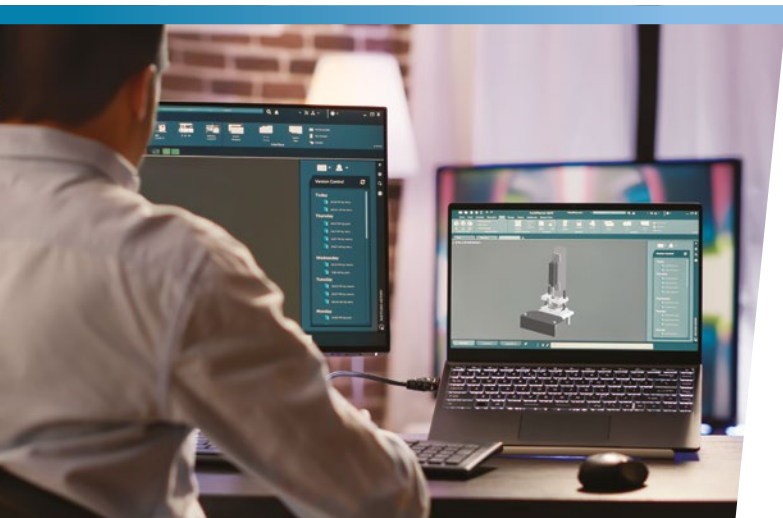


Prototipazione rapida con la stampa 3D

Ad integrazione della fase di disegno dei componenti **possiamo realizzare modelli estetici ed allo stesso tempo funzionali utilizzando stampanti 3D** con tecnica di sinterizzazione laser oppure stereolitografia e con diverse tipologie di materiali, quali ad esempio poliammide e polipropilene.

Rapid prototyping with 3D printing

In addition to the component design phase, we can create aesthetic and at the same time functional models using 3D printers with laser sintering technique or stereolithography and with different types of materials, such as polyamide and polypropylene.

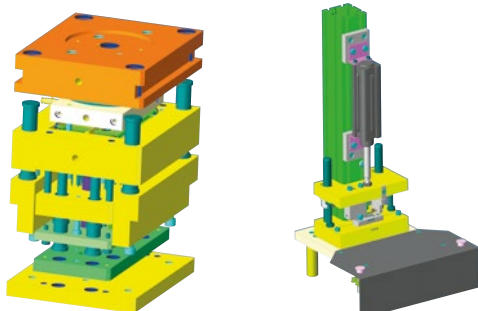


Dalla progettazione alla produzione in serie

Il progetto viene completato e seguito dai nostri tecnici fino alla produzione in serie con la configurazione e realizzazione successiva di stampi pilota (quando necessari), stampi ad iniezione plastica, stampi per tranciatura ed attrezzature per l'assemblaggio sia di tipo manuale che automatico.

From design to serial production

The project is completed and followed by our engineers up to serial production with the ideation and subsequent realization of pilot molds (when necessary), plastic injection molds, blanking molds and assembly equipment both manual and automatic.



APPLICAZIONI: SOLUZIONI EFFICACI PER OGNI SETTORE

APPLICATIONS: EFFECTIVE SOLUTIONS FOR EVERY SECTOR

Innovazione e versatilità nei componenti industriali

I componenti commercializzati e prodotti da Fast Milano sono impiegati principalmente nei settori **Automotive, Appliances, Plant building** ed in generale in numerose installazioni meccaniche ed elettriche.

La varietà disponibile nelle geometrie, configurazioni speciali e materiali (plastica, metallo e gomma) permette di coprire una vasta gamma di applicazioni.

Innovation and versatility in industrial components

The components distributed and produced by Fast Milano are mainly used in the **Automotive, Appliances, Plant building** sectors and in various mechanical and electrical installations.

The variety available in geometries, special configurations and materials (plastic, metal and rubber) allows to cover a wide range of applications.



AUTOMOTIVE

- **Chiusure**
Locks
- **Clips**
Clips
- **Fascette**
Straps
- **Madreviti**
Screw Grommets
- **Fermacavi/
Fermatubi**
Wire/Pipe Clips
- **Passacavi**
Cable Bushings
- **Rallentatori**
Rotary Dampers
- **Rivetti**
Rivets
- **Tappi**
Hole Plugs



APPLIANCE - HVCA

- **Clips**
Clips
- **Fermacavi/
Fermatubi**
Wire/Pipe Clips
- **Fascette**
Straps
- **Madreviti**
Screw Grommets
- **Boccole/Rondelle**
Ears-ring/Washers
- **Passacavi**
Cable Bushings
- **Piedini**
Feet
- **Rallentatori**
Rotary Dampers
- **Rivetti**
Rivets
- **Serracavi**
Cable Clamps
- **Supporti per c.s.**
PCB supports
- **Tappi**
Hole Plugs



VENDING

- **Clips**
Clips
- **Fascette**
Straps
- **Fermacavi**
Wire Clips
- **Boccole/Rondelle**
Ears-ring/Washers
- **Piedini**
Feet
- **Rallentatori**
Rotary Dampers
- **Rivetti**
Rivets
- **Serracavi**
Cable Clamps
- **Supporti per c.s.**
PCB supports
- **Tappi**
Hole Plugs



FAST MILANO E I GRANDI BRAND DEL FISSAGGIO INDUSTRIALE

UN UNICO REFERENTE, MOLTEPLICI SOLUZIONI

Grazie ad una partnership con leader del settore, Fast Milano fornisce, oltre ai fissaggi, un'ampia gamma di componenti con applicazione in diversi mercati.

FAST MILANO AND THE MAJOR BRANDS OF INDUSTRIAL FASTENING

A SINGLE POINT OF CONTACT, MULTIPLE SOLUTIONS

Thanks to a partnership with industry leaders, Fast Milano supplies, in addition to fasteners, a wide range of components for application in various markets.

Contattaci per informazioni.
Contact us for information.



TW
Global Fasteners



ARaymond  TM
MORE THAN FASTENING



FAST  **MILANO**



FISSAGGI IN PLASTICA

PLASTIC FASTENERS



CHIUSURE | *Locks*

CLIPS | *Clips*

FASCETTE | *Straps*

FERMACAVI - FERMATUBI | *Wire - Pipe clips*

MADREVITI | *Screw grommets*

BOCCOLE - RONDELLE | *Ears-ring - Washers*

PASSACAVI | *Cable bushings*

PIEDINI | *Feet*

RALLENTATORI | *Rotary dampers*

RIVETTI | *Rivets*

SERRACAVI | *Cable clamps*

SUPPORTI PER CIRCUITI STAMPATI | *PCB supports*

TAPPI | *Hole plugs*



CHIUSURE

LOCKS

CHIUSURE MASCHIO - FEMMINA

Strikes and latches

CHIUSURE CON MOLLETTA METALLICA

Latches with metal clip

CHIUSURE 1/4 DI GIRO

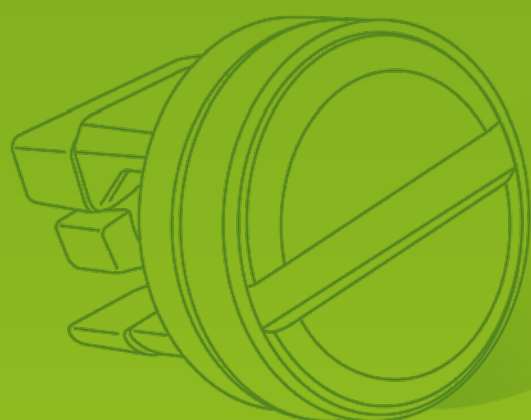
1/4 Turn panel fastener

CHIUSURE "PUSH - PUSH" 1

"Push - push" latches 1

CHIUSURE "PUSH - PUSH" 2

"Push - push" latches 2

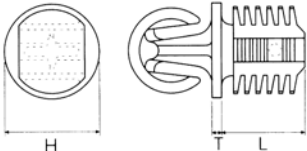
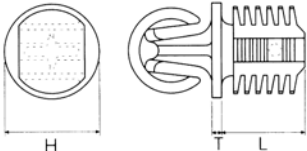
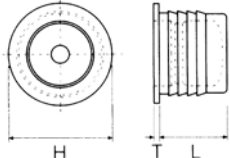
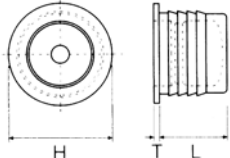


CHIUSURE MASCHIO - FEMMINA 1 | Strikes and latches 1

MATERIALE | MATERIAL: Nylon 66 | PA 66

COLORI STANDARD | STANDARD COLOURS: Nero | Black

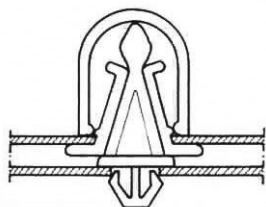


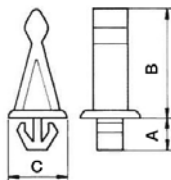
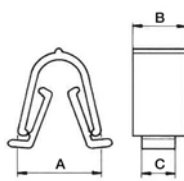
P/N	DIMENSIONI Sizes			PANNELLO Panel		TIPO Type
	H	T	L	Ø FORO Hole	SPESSORE Thickness	
01398.19.11	9,6	1,0	6,5	8,25	3,5 ÷ 5,5	
00502.19.11	12,7	1,0	11,2	11,0 ÷ 11,2	3,0 ÷ 9,0	
01399.19.11	16,0	1,4	9,5	10,3	-	
00503.19.11	17,8	1,0	11,3	14,3	-	

CHIUSURE MASCHIO - FEMMINA 2 | Strikes and latches 2

MATERIALE | MATERIAL: Nylon 66 | PA 66

COLORI STANDARD | STANDARD COLOURS: Nero | Black



P/N	DIMENSIONI Sizes			PANNELLO Panel		TIPO Type
	A	B	C	FORO Hole	SPESSORE Thickness	
00554.91.11	6,5	18,0	11,5	6,0 x 6,0	0,8 ÷ 1,2	
00553.91.11	19,0	11,8	7,5	8,0 x 10,5/11,5	0,8 ÷ 1,0	

MATERIALE | MATERIAL: Nylon 66 | PA 66

COLORI STANDARD | STANDARD COLOURS: Naturale - Nero | Natural - Black



P/N	DIMENSIONI Sizes			PANNELLO Panel		TIPO Type
	A	B	C	FORO Hole	SPESSORE Thickness	
01808.71.11	20,0	18,0	16,0	16,5 x 11,5	1,0 ÷ 1,5	
02339.71.11	25,0	18,0	16,5	18,0 x 13,5	3,0 ÷ 3,5	
03197.94.11	23,0	18,0	16,0	16,7 x 11,5	0,8 ÷ 1,0	
A3197.96.11	23,0	18,0	16,0	16,7 x 11,5	0,8 ÷ 1,0	
A1809.96.10	20	18	16	16,5 x 11,5	2÷2,5	

05589.21.11	20,6	13,0	8,4	7,0 x 7,0	0,5 ÷ 1,5	
-------------	------	------	-----	-----------	-----------	--

MATERIALE | MATERIAL: Nylon 66 | PA 66

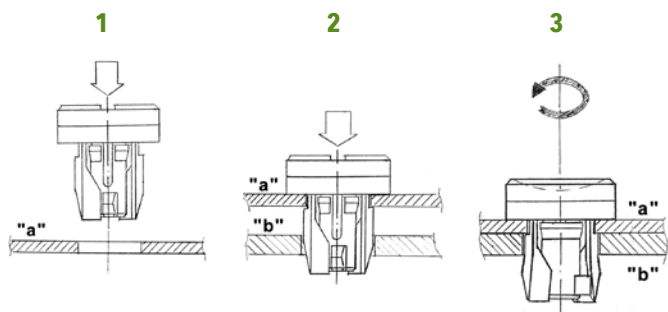
COLORI STANDARD | STANDARD COLOURS: Naturale - Nero | Natural - Black

MODALITÀ DI MONTAGGIO | HOW TO ASSEMBLY

- 1 - Inserire a scatto il componente nel foro sul pannello "a"
Snap the anchor into square hole on panel "a"
- 2 - Sovrapporre "a" su "b" inserendo il fissaggio nel foro del pannello "b"
Join "a" on "b" and insert the anchor into the square hole on panel "b"
- 3 - Ruotare la testa del fissaggio di 90° in senso antiorario
Turn the head of the stud 90°

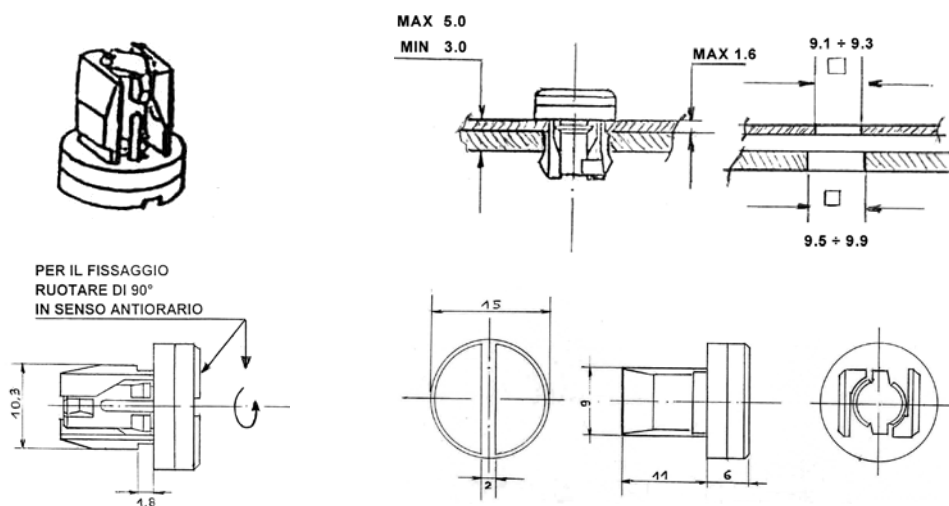
MODALITÀ DI SMONTAGGIO | HOW TO DISASSEMBLY

Ruotare la testa di fissaggio di 90° in senso orario
Turn the head of the stud 90° clockwise



P/N	DIMENSIONI Sizes
-----	--------------------

00004.94.11

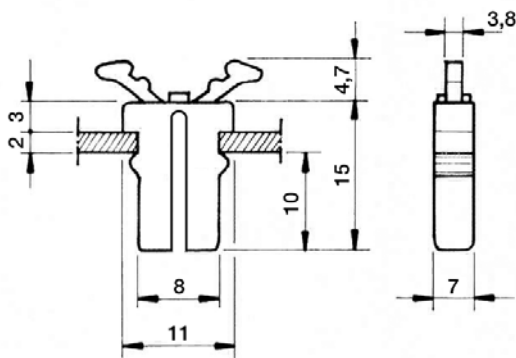


CHIUSURE "PUSH - PUSH" 1 | "Push - push" latches 1

MATERIALE | MATERIAL: Acetalica - Nylon - Acciaio per molle | Pom - Nylon - Spring steel

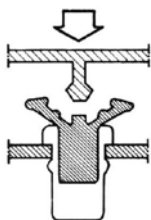
COLORI STANDARD | STANDARD COLOURS: Nero - Bianco | Black - White

Montaggio rapido a scatto senza viti di fissaggio. Per il suo dimensionamento nonché per la foratura del pannello richiedeteci i relativi disegni.
Snap in assembly. No fixing screws are required. For its design and for the panel hole size please ask for technical information and drawings.

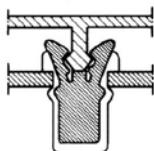


MONTAGGIO | ASSEMBLY

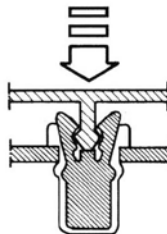
Inserire e spingere a fondo il maschio per chiudere.
Push to close.



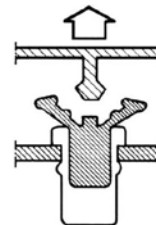
Posizione chiusa.
Closed position.



Premere a fondo il maschio per aprire.
Push to open.



Posizione aperta.
Open position.

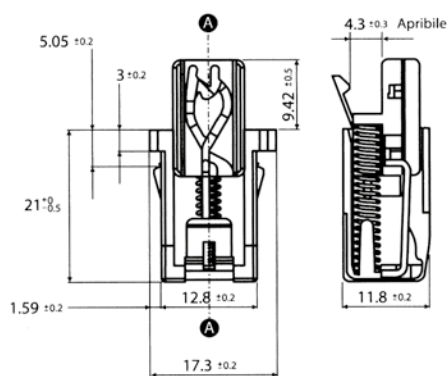



P/N	DATI TECNICI Technical data	COLORE Color
00005.27.41	Forza di chiusura/apertura Latch operation force = $5,4 \text{ N} \pm 2$ Temperatura di funzionamento Working temperature = da $-30^\circ \text{ a} + 80^\circ \text{ C}$	NERO Black
05545.21.61	Maschio Male	NERO Black

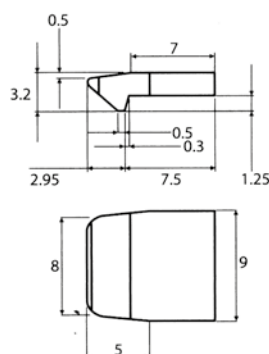
CHIUSURE "PUSH - PUSH" 2 | "Push - push" latches 2

MATERIALE | MATERIAL: Acetalica - Acciaio per molle | Pom - Spring steel

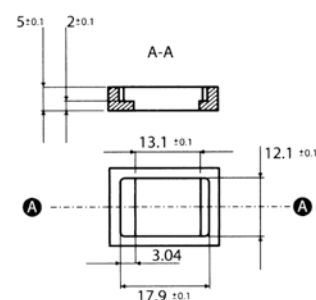
COLORI STANDARD | STANDARD COLOURS: Nero - Bianco | Black - White



MASCHIO | Male



FORO | Hole



P/N	DATI TECNICI Technical data	COLORE Color
08449.19.41	Forza di chiusura Locking stroke = 13 - 15 N Forza di apertura Release stroke = 13 - 15 N Temperatura di funzionamento Working temperature = da -10° a +60° C	NERO Black
08449.19.42	Forza di chiusura Locking stroke = 2-5 N Forza di apertura Release stroke = 2-5 N Temperatura di funzionamento Working temperature = da -10° a +60° C	BIANCO White

CLIPS

CLIPS



CLIPS | *Clips*

CLIPS PER SPESSORI VARIABILI

Drive fasteners

DRIVE FASTENERS A PINETTO

Xmas tree clips



CLIPS A CANOA | Canoe clips

MATERIALE | MATERIAL: Nylon 66 | PA 66

COLORI STANDARD | STANDARD COLOURS: Naturale - Nero - Bianco | Natural - Black - White



P/N	DIMENSIONI Sizes			PANNELLO Panel		TIPO Type
	D	H	L	Ø FORO Hole	SPESSORE Thickness	
00103.95.12	10,0	2,5	13,5	3,5	1,0 ÷ 4,0	
00067.03.10	9,5	1,5	12,5	5,0	1,5 ÷ 3,0	
00231.21.12	12,0	1,2	17,2	6,5	0,8 ÷ 6,0	
00281.21.11	9,5	1,5	12,5	7,0	1,5 ÷ 2,0	

CLIPS A FONDO APERTO | Open end clips

COLORI STANDARD | STANDARD COLOURS: Naturale - Nero - Grigio | Natural - Black - Grey

P/N	DIMENSIONI Sizes			PANNELLO Panel		TIPO Type
	D	H	L	Ø FORO Hole	SPESSORE Thickness	
00267.94.11	8,0	1,0	10,0	4,5	3,0	
03001.02.11	14,0	2,0	12,5	6,0	3,5	
02501.65.11	10,0x18,0	2,0	13,0	6,0	4,5 ÷ 5,0	
00060.91.11	12,3	2,0	15,0	6,0	5,0 ÷ 6,0	
00295.05.11	10,0	1,5	11,0	6,5	4,5	
01877.02.10	10,0	1,5	12,0	6,5	3,0	
01372.02.11	15,0	2,5	19,0	6,5	8,5	

CLIPS A FONDO APERTO | Open end clips

MATERIALE | MATERIAL: Nylon 66 - Acetalica | PA 66 - POM

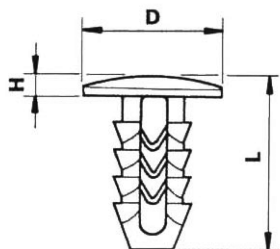
COLORI STANDARD | STANDARD COLOURS: Naturale - Nero - Bianco | Natural - Black - White



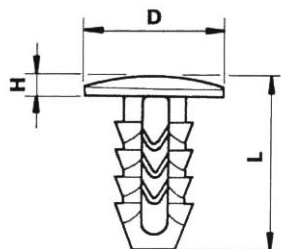
P/N	DIMENSIONI Sizes			PANNELLO Panel		TIPO Type
	D	H	L	Ø FORO Hole	SPESSORE Thickness	
00293.21.12	6,0	1,2	11,2	3,0	0,5 ÷ 3,5	
00002.44.10	7,3	1,7	11,9	3,2 ÷ 3,5	1,0 ÷ 2,5	
06726.21.40	9,0	1,6	15,6	3,9	1,0 ÷ 5,0	
00030.22.40	10,0	1,7	16,7	4,7	1,0 ÷ 5,5	
00060.22.40	12,0	2,0	20,0	5,5	6,0 ÷ 9,0	
00040.22.40	12,0	2,0	19,0	6,4	1,5 ÷ 6,5	
00050.22.40	14,0	2,4	21,4	7,8	1,5 ÷ 7,0	
00026.91.11	10,0	1,5	14,5	4,5	7,0	
00266.02.11	20,0	1,5	14,5	4,5	7,0	
00050.91.11	12,0	1,0	20,0	6,5	11,0	

MATERIALE | MATERIAL: Nylon 66 | PA 66

COLORI STANDARD | STANDARD COLOURS: Nero | Black



P/N	DIMENSIONI Sizes			PANNELLO Panel	
	D	H	L	Ø FORO Hole	SPESSORE Thickness
02983.02.11	15,0	2,2	16,0	5,0	1,8 ÷ 10,0
03518.94.11	12,0	2,0	21,6	5,2	4,2 ÷ 13,3
02851.05.11	20,0	2,0	12,0	6,5	3,0 ÷ 6,0
00411.65.11	15,0	2,0	14,5	6,5	2,5 ÷ 7,5
03628.94.11	20,0	2,0	14,5	6,5	2,5 ÷ 7,5
00283.65.11	15,0	2,0	15,0	6,5	3,0 ÷ 8,0
00260.65.11	15,0	2,0	19,0	6,5	3,0 ÷ 12,0
02308.02.11	20,0	2,0	19,0	6,5	3,0 ÷ 12,0
00414.94.11	15,0	2,0	25,0	6,5	6,0 ÷ 18,0
01158.03.11	20,0	2,0	25,0	6,5	6,0 ÷ 18,0
01873.02.11	25,0	2,0	25,0	6,5	6,0 ÷ 18,0
06192.71.11	20,0	2,0	31,0	6,5	4,5 ÷ 22,5
01453.65.11	20,0	2,0	31,0	6,5	6,0 ÷ 24,0
02872.94.11U	20,0	3,2	20,0	8,0	2,5 ÷ 10,5
00617.94.11	16,0	2,0	19,0	8,0	3,5 ÷ 11,0

MATERIALE | MATERIAL: Nylon 66 | PA 66**COLORI STANDARD** | STANDARD COLOURS: Nero - Grigio | Black - Grey

P/N	DIMENSIONI Sizes			PANNELLO Panel	
	D	H	L	Ø FORO Hole	SPESSORE Thickness
04881.65.11	24,0	2,0	19,0	8,0	3,5 ÷ 11,0
06615.65.17	18,0	2,0	24,5	8,0	4,8 ÷ 16,0
07382.05.11	20,0	2,0	26,5	8,0	3,5 ÷ 18,5
04883.65.11	20,0	2,0	31,5	8,0	3,5 ÷ 23,5
04141.65.11	22,0	2,5	27,5	8,5	4,0 ÷ 19,0
01750.02.11	19,5	2,5	21,5	9,0	4,0 ÷ 14,0
00874.94.11U	18,0	2,5	24,5	9,0	4,0 ÷ 18,0
00282.94.11	22,0	2,5	24,5	9,0	4,0 ÷ 16,0
06761.65.11	30,0	2,5	27,5	9,0	4,0 ÷ 19,0

MATERIALE | MATERIAL: Nylon 66 | PA 66**COLORI STANDARD** | STANDARD COLOURS: Nero | Black

P/N	DIMENSIONI Sizes			PANNELLO Panel		TIPO Type
	D	H	L	Ø FORO Hole	SPESSORE Thickness	
01506.94.11	18,0	2,0	21,0	6,5	0,8 ÷ 11,0	
01933.65.11	18,0	2,0	30,0	6,9	1,0 ÷ 23,5	
01057.94.11	18,0	2,0	27,0	8,0	1,0 ÷ 16,0	
00563.91.11	8,0	1,5	18,5	3,8	3,5 ÷ 12,0	
05421.21.11	13,0	1,8	20,8	6,5	2,5 ÷ 14,0	
04444.15.11	22,0	3,7	23,2	8,0	1,5 ÷ 12,0	



FASCETTE

CABLE STRAPS

FASCETTE STANDARD | *Standard straps*

CINTURINI AD ALTA RESISTENZA

Heavy duty Cable straps

ANCORAGGI PER FASCETTE

Cable straps anchorages

FASCETTE CON AGGANCI A PINETTO PER ASOLA

Cable straps with tree anchor for bottonhole

FASCETTE CON AGGANCI

Cable straps with anchor

FASCETTE CON AGGANCI A PINETTO

Cable straps with tree anchor


FASCETTE CON FISSAGGIO A VITE

Screw mounting cable straps

FASCETTE PER CABLAGGI | Cable straps

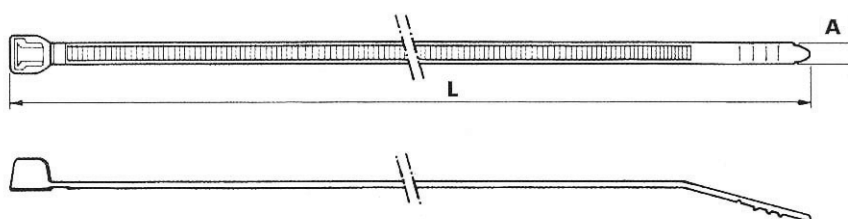
MATERIALE | MATERIAL: Nylon 66 | PA 66**COLORI STANDARD** | STANDARD COLOURS:

Naturale - Nero | Natural - Black

AUTOESTINGUENZA | UL FLAMMABILITY: V2 - UL 94**UL FILE** | UL FILE: E 86244 (M)

P/N	DIMENSIONI Sizes		Ø MAX FASCIO CAVI Max cable Ø
	L	A	
05203.07.10	98	2,5	21
05205.07.10	135	2,5	32
05209.07.10	140	3,5	32
05206.07.10	160	2,6	40
05211.07.10	160	4,5	40
05213.07.10	178	4,8	45
05207.07.10	200	2,6	52
05214.07.10	200	3,5	50
05215.07.10	200	4,5	50
05216.07.10	250	4,8	68
05210.07.10	290	3,5	80
05217.07.10	290	4,5	78
05219.07.10	360	4,5	100
05208.07.10	370	3,5	103

P/N	DIMENSIONI Sizes		Ø MAX FASCIO CAVI Max cable Ø
	L	A	
05218.07.10	390	4,8	106
05220.07.10	430	4,5	115
05223.07.10	180	7,8	45
05235.07.10	225	12,5	57
05225.07.10	240	7,5	63
05226.07.10	300	7,5	80
05227.07.10	365	7,5	100
05229.07.10	450	7,5	130
05237.07.10	500	12,5	143
05231.07.10	540	7,5	158
05239.07.10	720	12,5	213
05233.21.10	750	7,5	220
05234.07.10	780	9	233
05241.07.10	850	12,5	255
05243.07.10	1000	12,5	302



FASCETTE RIAPRIBILI | Reusable cable straps

MATERIALE | MATERIAL: Nylon 66 | PA 66

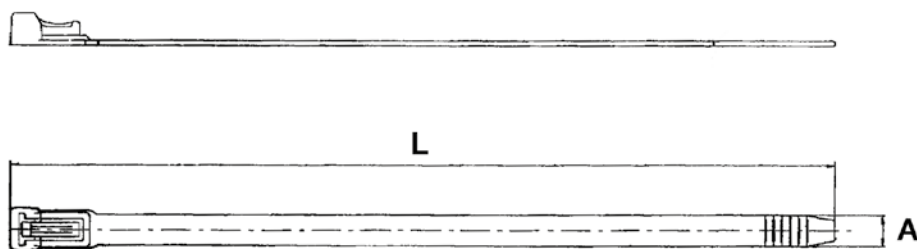
COLORI STANDARD | STANDARD COLOURS: Naturale - Nero | Natural - Black

AUTOESTINGUENZA | UL FLAMMABILITY: V2 - UL 94

UL FILE | UL FILE: E 86244 (M)

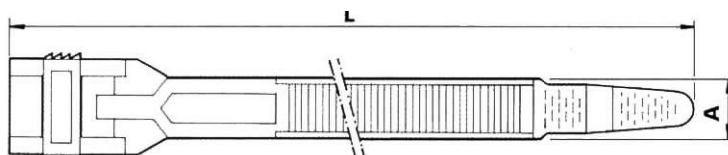


P/N	DIMENSIONI Sizes		Ø MAX FASCIO CAVI Max cable Ø
	L	A	
05250.07.10	200	7,5	50
05252.07.10	250	7,5	65
05254.07.10	350	7,5	100

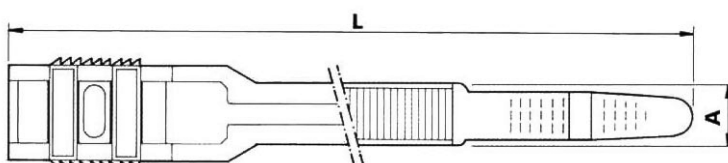



BELTURING**MATERIALE** | *MATERIAL*: Tecnopolimero elastomerizzato | *Elastomerized technopolymer***COLORI STANDARD** | *STANDARD COLOURS*: Nero | *Black***TESTINA SINGOLA** | *Single head* "BELTURING"

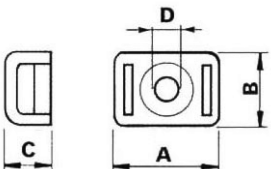
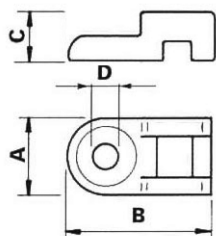
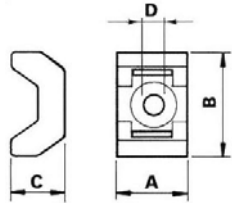
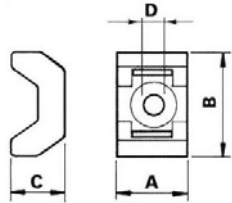
P/N	DIMENSIONI <i>Sizes</i>		Ø MAX FASCIO CAVI <i>Max cable Ø</i>	P/N	DIMENSIONI <i>Sizes</i>		Ø MAX FASCIO CAVI <i>Max cable Ø</i>
	L	A			L	A	
06449.07.11	115	6,0	25	06451.07.11	180	9,0	40
06447.07.11	132	9,0	27	06452.07.11	290	6,0	78
06450.07.11	180	6,0	45	06454.07.11	360	6,0	100

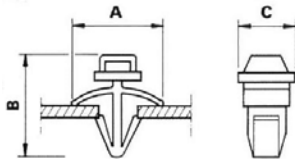
**TESTINA DOPPIA** | *Double head* "BELTURING"

P/N	DIMENSIONI <i>Sizes</i>		Ø MAX FASCIO CAVI <i>Max cable Ø</i>	P/N	DIMENSIONI <i>Sizes</i>		Ø MAX FASCIO CAVI <i>Max cable Ø</i>
	L	A			L	A	
06453.07.11	260	9,0	60	06456.07.11	510	9,0	140
06448.07.11	300	9,0	80	06457.07.11	760	9,0	220
06455.07.11	360	9,0	93				



MATERIALE | MATERIAL: Nylon 66 | PA 66**COLORI STANDARD** | STANDARD COLOURS: Naturale - Nero | Natural - Black

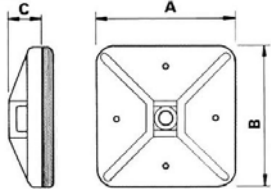
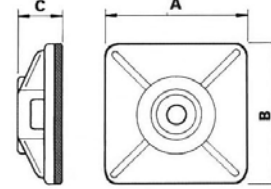
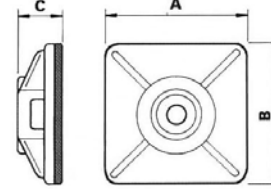
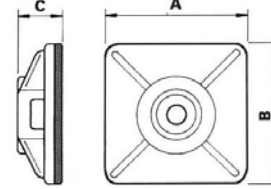
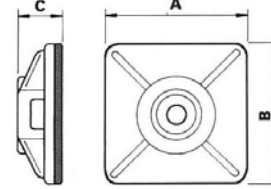
P/N	DIMENSIONI Sizes				MAX LARGH FASCETTA Max strap width	FISSAGGIO Anchor	COLORE Colore	TIPO Type
	A	B	C	D				
00426.94.10	13,6	9,0	6,0	3,0	3,5	Vite Screw	Naturale Natural	
05460.07.10	10,0	19,0	6,0	4,1	4,8	Vite Screw	Naturale Natural	
05498.07.10	9,5	15,0	7,0	3,5	4,8	Vite Screw	Naturale Natural	
05496.07.10	14,6	22,5	11,0	5,0	9,0	Vite Screw	Nero Black	

P/N	DIMENSIONI Sizes			MAX LARGH FASCETTA Max strap width	FISSAGGIO Anchor	PANNELLO Panel		TIPO Type
	A	B	C			Ø FORO Hole	SPESSORE Thickness	
10430.21.10	21,0	18,3	10,0	8,0	Aggancio Anchor	6,2	0,8 ÷ 3,2	

MATERIALE | MATERIAL: Nylon 66 - ABS | PA 66 - ABS**COLORI STANDARD** | STANDARD COLOURS: Naturale - Nero | Natural - Black

A richiesta senza adesivo o con adesivo 3M | Without adhesive or with 3M adhesive on demand



P/N	DIMENSIONI Sizes			MAX LARGH FASCETTA Max strap width	FISSAGGIO Anchor	COLORE Colore	TIPO Type
	A	B	C				
A0993.97.10	25,0	25,0	6,0	7,5	Biadesivo - Vite Adhesive - Screw	Naturale Natural	MONODIREZIONALE 
05467.07.60R	19,0	19,0	5,0	3,6	Biadesivo - Vite Adhesive - Screw	Naturale Natural	BIDIREZIONALE 
05469.07.61R	19,0	19,0	5,0	3,6	Biadesivo - Vite Adhesive - Screw	Nero Black	BIDIREZIONALE 
05473.07.60R	27,0	27	6,5	4,8	Biadesivo - Vite Adhesive - Screw	Naturale Natural	BIDIREZIONALE 
05475.07.61	27,0	27	6,5	4,8	Biadesivo - Vite Adhesive - Screw	Nero Black	BIDIREZIONALE 

FASCETTE CON AGGANCIAMENTO A PINETTO PER ASOLA

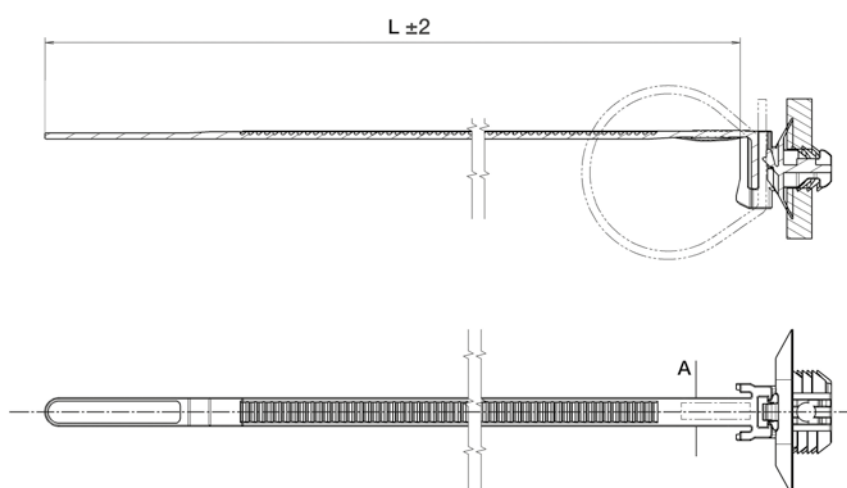
Cable straps with tree anchor for bottonhole

MATERIALE | MATERIAL: Nylon 66 - ABS | PA 66

COLORI STANDARD | STANDARD COLOURS: Nero | Black



P/N	DIMENSIONI Sizes		PANNELLO Panel		Ø MAX FASCIO CAVI Max cable Ø	Riapribile Reusable
	L	A	Ø FORO Hole	SPESSORE Thickness		
396010381077	140	4,9	6,2 x 12 7 x 12	0,67 ÷ 3	2 ÷ 32	NO
306133381077	117	4,5 ÷ 5,5	6,2 x 12,2 6,5 x 13 7 x 12	0,67 ÷ 3	1,5 ÷ 25	NO
300043381077	140	4,5 ÷ 5,5	6,2 x 12,2 6,5 x 13 7 x 12	0,67 ÷ 3	0,67 ÷ 32	NO



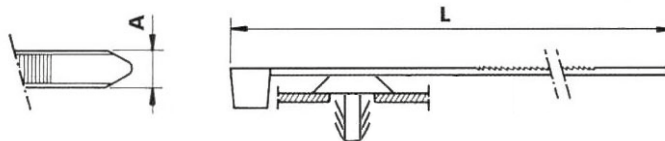
MATERIALE | MATERIAL: Nylon 66 | PA 66

COLORI STANDARD | STANDARD COLOURS: Naturale - Nero | Natural - Black



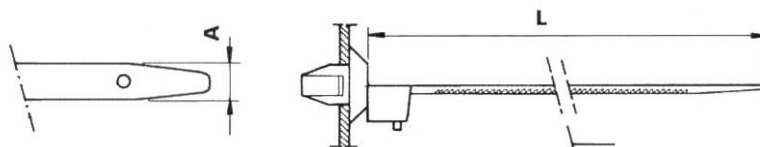
AGGANCIAMENTO CENTRALE A PINETTO | Central xmas tree anchor

P/N	DIMENSIONI Sizes		PANNELLO Panel		Ø MAX FASCIO CAVI Max cable Ø	RIAPRIBILE Reusable
	L	A	Ø FORO Hole	SPESSORE Thickness		
08921.05.11	186	4,8	6,5	0,7 ÷ 3,5	5 ÷ 45	NO

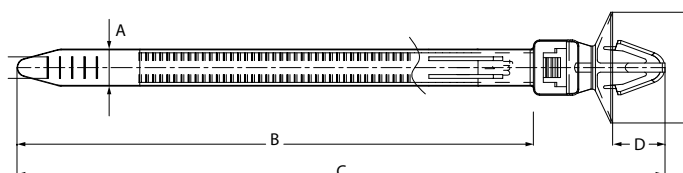


AGGANCIAMENTO IN TESTA | Head anchor

P/N	DIMENSIONI Sizes		PANNELLO Panel		Ø MAX FASCIO CAVI Max cable Ø	RIAPRIBILE Reusable
	L	A	Ø FORO Hole	SPESSORE Thickness		
00082.95.10	100	4,8	6,5	0,6 ÷ 2,5	3 ÷ 20	SI
05447.21.10	137	4,9	6,5	0,6 ÷ 2,0	6 ÷ 35	SI
02651.70.10	140	6,5	6,0 ÷ 6,5	0,6 ÷ 2,5	8 ÷ 36	SI
09363.05.11	160	4,5	6,5	0,7 ÷ 3,0	1,5 ÷ 35	NO
300137381077	140	5	6,5	0,7 ÷ 3,0	2 ÷ 32	NO
307124381010	140	4,9	5,2	0,67 ÷ 3,0	0,7 ÷ 30	NO




P/N	DIMENSIONI Sizes					PANNELLO Panel	
	A	B	C	D	E	Ø FORO Hole	SPESSORE Thickness
00097.95.11	6	84	105,5	8,5	18	Ø 6,5	0,6 ÷ 2,0



Tutte le quote sono espresse in mm. Le quote indicate nel presente catalogo sono indicative. Possono essere da noi effettuate variazioni senza obbligo di preavviso.
All sizes in mm. The quotes indicated in this catalogue are indicative. We may make changes without notice.

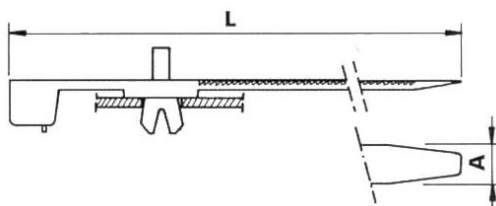
MATERIALE | MATERIAL: Nylon 66 | PA 66

COLORI STANDARD | STANDARD COLOURS: Naturale - Nero | Natural - Black



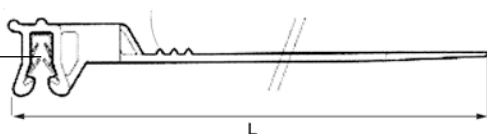
AGGANCIAMENTO CENTRALE A RIVETTO | Central rivet anchor

P/N	DIMENSIONI Sizes		PANNELLO Panel		Ø MAX FASCIO CAVI Max cable Ø	Riapribile Reusable
	L	A	Ø FORO Hole	SPESSORE Thickness		
02207.94.11	160	7,0	8,0	0,5 ÷ 3,0	8 ÷ 40	SI



AGGANCIAMENTO PER BORDO LAMIERA | Panel edge anchor

P/N	DIMENSIONI Sizes		PANNELLO Panel		Ø MAX FASCIO CAVI Max cable Ø	Riapribile Reusable
	L	A	Ø FORO Hole	SPESSORE Thickness		
09451.05.11	195	4,8	-	0,7 ÷ 2,5	5 ÷ 40	NO

GRAFFETTA
METALLICA

307017310077

184,1

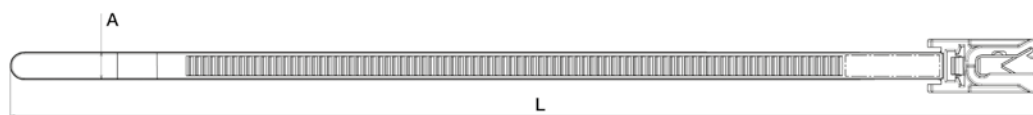
4,9

-

1,2 ÷ 2,5

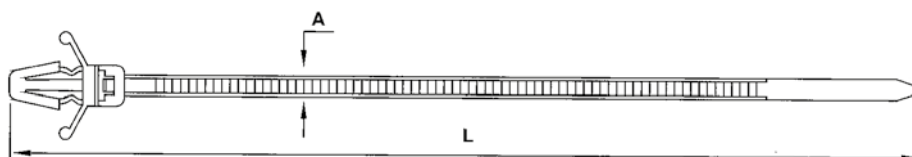
1,5 ÷ 40

NO



MATERIALE | MATERIAL: Nylon 66 | PA 66**COLORI STANDARD** | STANDARD COLOURS: Naturale | Natural**AUTOESTINGUENZA** | UL FLAMMABILITY: V2 - UL 94

P/N	DIMENSIONI Sizes		Ø MAX DIAMETRO Max diameter Ø	PANNELLO Panel		RIAPRIBILE Reusable
	L	A		Ø FORO Hole	SPESSORE Thickness	
04778.21.10	110	2,5	22	Ø 4,8	1,0 ÷ 2,4	NO
04779.21.10	130	3,3	28	Ø 4,0	1,0 ÷ 2,0	NO
04773.21.10	135	4,8	25	Ø 6,4	1,0 ÷ 3,2	NO
04775.21.10	175	4,8	38	Ø 6,4	1,0 ÷ 3,2	NO
04776.21.10	203	4,8	45	Ø 6,4	max 3,2	NO
00065.85.10N	100	4,5	15	6,2 ÷ 6,5	0,8 ÷ 2	NO
06638.65.31	140	8,0	32	7,0	0,7 ÷ 2,4	SI
07160.65.11	173	8,0	35	8,0	2,5 ÷ 4,0	SI
09085.02.11A	206	5,0	45	8,0	0,7 ÷ 3,5	NO



FASCETTE CON AGGANCI A PINETTO

Cable straps with tree anchor

MATERIALE | MATERIAL: Nylon 66 | PA 66

COLORI STANDARD | STANDARD COLOURS: Naturale - Nero | Natural - Black

AUTOESTINGUENZA | UL FLAMMABILITY: V2 - UL 94



P/N	DIMENSIONI Sizes			Pannello Panel		
	L	W	F	Ø FORO Hole	Spessore Thickness	Riapribile Riusable
00091.94.11T	207	4,8	8,0	6,0 ÷ 6,5	3,0 ÷ 6,0	NO
698145381077	171,4	5,8	14	6,5	0,8 ÷ 2,5	NO



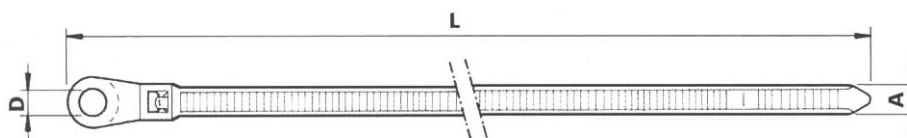
FASCETTE CON FISSAGGIO A VITE | Screw mounting cable straps

MATERIALE | MATERIAL: Nylon 66 | PA 66

COLORI STANDARD | STANDARD COLOURS: Nero | Black

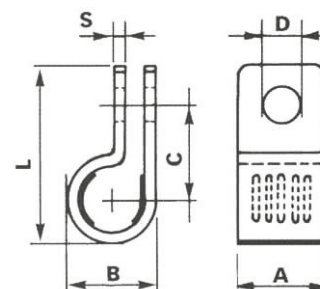


P/N	DIMENSIONI Sizes			Ø MAX FASCIO CAVI Max cable Ø
	L	A	D	
52150.21.10	152	3,6	4,9	32
52200.07.10S	200	4,8	5,2	50
52200.07.10H	200	7,8	6,5	44
52300.07.10H	300	7,8	6,5	75
52380.07.10H	380	7,8	6,5	104



P/N	DIMENSIONI Sizes						Ø MAX FASCIO CAVI Max cable Ø	TIPO Type
	A	B	C	L	S	D		

00107.94.10	10,0	8,4	10,0	21,0	1,2	4,2	6,0
-------------	------	-----	------	------	-----	-----	-----



MATERIALE | MATERIAL: Nylon 66 | PA 66

COLORI STANDARD | STANDARD COLOURS: Naturale | Natural



P/N	DIMENSIONI Sizes		TIPO Type
	D	E	
12002.16.10	3,2	8,4	
12003.16.10	4,8	10,9	
12004.16.10	6,4	10,4	
12005.16.10	7,9	12,6	
12006.16.10	9,5	15,1	
12007.16.10	11,1	14,6	
12008.16.10	12,7	15,4	

P/N	DIMENSIONI Sizes		TIPO Type
	D	E	
12009.16.10	3,2	8,0	
12010.16.10	4,8	10,8	
12011.16.10	6,4	10,4	
12012.16.10	7,9	12,7	
12013.16.10	9,5	13,5	
12014.16.10	11,1	14,2	
12015.16.10	12,7	15,1	
12016.16.10	14,3	15,4	
12017.16.10	15,9	16,6	
12018.16.10	17,5	19,2	
12019.16.10	19,1	19,8	
12020.16.10	22,2	21,5	
12021.16.10	25,4	23,1	
12022.16.10	28,6	24,6	

FERMACAVI E FERMATUBI

WIRE - PIPE CLIPS

INSERIMENTO LATERALE | *Lateral insertion*

INSERIMENTO DALL'ALTO | *Upper insertion*

CHIUSURA TOTALE | *With complete closure*

CLIP STRINGITUBO | *Clip hose clamp*

TIPO "OMEGA" | *"OMEGA" Type*

ADESIVI | *Self adhesive*

PER CAVI PIATTI | *For flat cables*

PER BORDO LAMIERA | *Panel edge fixing*

CON FISSAGGIO A VITE | *With screw fixing*

MODULARI | *Modular*

PORTA CONNETTORI | *Connector holder*

PER NASTRO | *Tape on*

LACCI | *Wire ties*

LACCI CON AGGANCIO | *Wire ties with anchor*

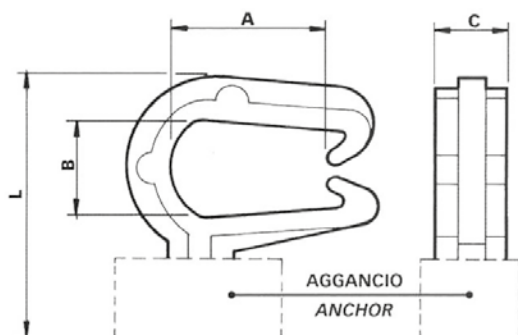
SPECIALE | *Special cable clip*



INSERIMENTO LATERALE | Lateral insertion

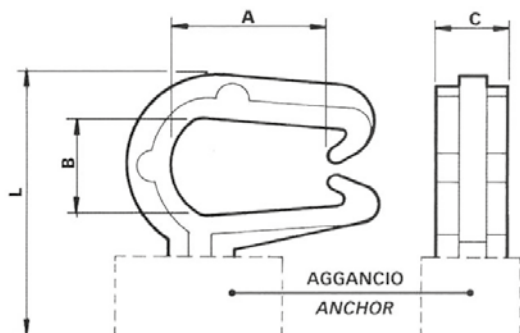
MATERIALE | MATERIAL: Nylon 66 | PA 66

COLORI STANDARD | STANDARD COLOURS: Naturale - Nero | Natural - Black



P/N	DIMENSIONI Sizes				PANNELLO Panel		AGGANCIAMENTO Anchor
	A	B	C	L	FORO Hole	SPESSORE Thickness	
00600.65.10	16,0	10,5	6,5	26,0	Ø 5,0	0,6 ÷ 1,7	
00174.65.11	9,0	7,5	6,3	23,5	Ø 6,5	0,5 ÷ 1,5	
00830.44.10	-	Ø 14,5	10,0	31,0	Ø 6,5	0,8 ÷ 2,0	
00329.65.11	16,0	10,5	7,5	29,5	Ø 6,5	0,8 ÷ 2,0	
05448.21.10	9,2	5,8	5,0	20,6	Ø 6,5	0,6 ÷ 2,0	
00301.03.10	-	Ø 4,8	9,0	16,0	Ø 6,5	1,0 ÷ 1,5	
00377.71.10	-	Ø 7,0	9,0	20,0	Ø 6,5	0,7 ÷ 1,2	
02796.65.10	-	Ø 11,0	9,0	24,0	Ø 6,5	1,5 ÷ 2,0	
04700.21.11	15,5	10,0	7,8	32,5	Ø 6,5	0,8 ÷ 6,0	
01194.94.11U	-	Ø 10,0	7,0	26,5	Ø 6,5	2,5 ÷ 7,5	

INSERIMENTO LATERALE | Lateral insertion

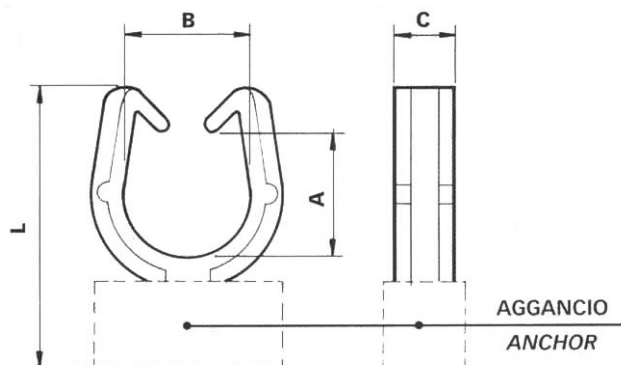
MATERIALE | MATERIAL: Nylon 66 | PA 66**COLORI STANDARD** | STANDARD COLOURS: Naturale - Nero | Natural - Black

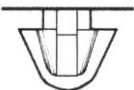

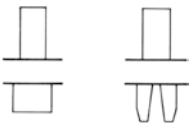
P/N	DIMENSIONI Sizes				PANNELLO Panel		AGGANCIO Anchor
	A	B	C	L	FORO Hole	SPESSORE Thickness	
00472.71.10	-	Ø 5,8	9,0	13,0	12,5 x 5,5	0,7 ÷ 1,2	
00025.91.10	-	Ø 11,0	9,0	19,5	12,5 x 5,5	0,7 ÷ 1,2	
01209.94.17U	-	Ø 11,0	9,0	24,0	15,5 x 6,5	0,7 ÷ 1,2	

INSERIMENTO DALL'ALTO | Upper insertion

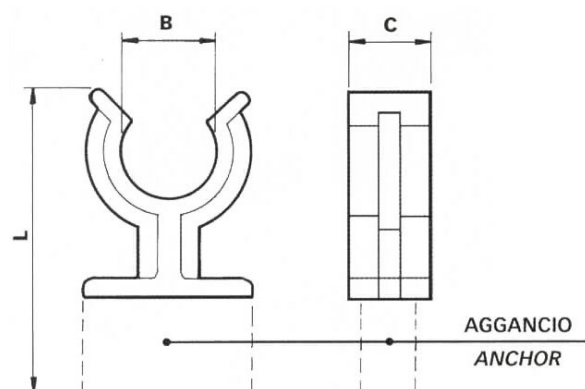
MATERIALE | MATERIAL: Nylon 66 | PA 66



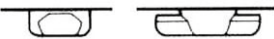
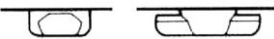
COLORI STANDARD | STANDARD COLOURS: Naturale - Nero | Natural - Black



P/N	DIMENSIONI Sizes				PANNELLO Panel		AGGANCIO Anchor
	A	B	C	L	FORO Hole	SPESSORE Thickness	
00318.70.11U	-	Ø 15,0	8,0	35,0	Ø 6,5	0,8 ÷ 2,0	
00010.91.10	-	Ø 10,0	5,5	23,5	Ø 4,8 ÷ 5,0	0,6 ÷ 1,5	
05544.21.10	20,8	17,0	8,0	40,1	Ø 6,5	0,6 ÷ 2,0	
02282.79.10	22,0	23,0	8,0	39,0	Ø 6,5	0,8 ÷ 1,5	
01564.19.10	10,0	9,0	6,0	25,3	Ø 7,0	0,5 ÷ 2,5	
06137.94.11	-	Ø 10,0	14,0	28,5	Ø 8,0	1,0 ÷ 2,0	
00551.65.11	-	Ø 12,0	12,0	24,5	Ø 6,5	0,7 ÷ 2,0	

INSERIMENTO DALL'ALTO | Upper insertion

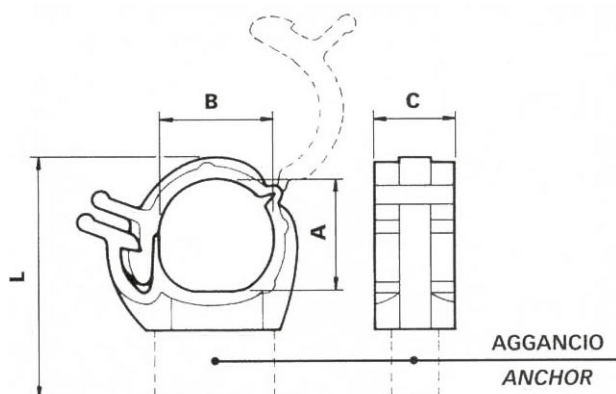
MATERIALE | MATERIAL: Nylon 66 | PA 66**COLORI STANDARD** | STANDARD COLOURS: Naturale - Nero | Natural - Black

P/N	DIMENSIONI Sizes				PANNELLO Panel		AGGANCI/O Anchor
	A	B	C	L	FORO Hole	SPESSORE Thickness	
03421.94.10U	-	Ø 6,0	10,0	19,5	Ø 6,5	0,7 ÷ 1,5	
05867.02.11	-	Ø 5,0	9,5	19,2	∅ 7,0	0,7 ÷ 1,5	
00046.91.11	-	Ø 9,2	10,0	16,0	11,0 x 5,5	0,7 ÷ 0,8	
01416.94.11	-	Ø 8,0	15,0	19,0	12,5 x 5,5	1,5	

CHIUSURA TOTALE | With complete closure

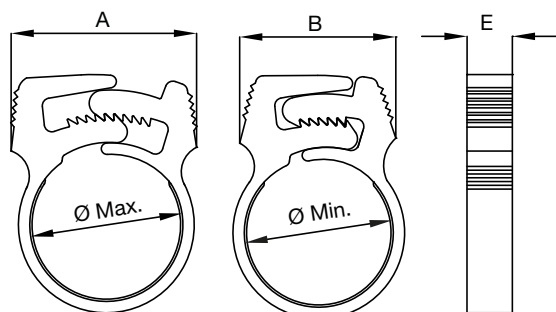
MATERIALE | MATERIAL: Nylon 66 | PA 66

COLORI STANDARD | STANDARD COLOURS: Naturale - Nero | Natural - Black



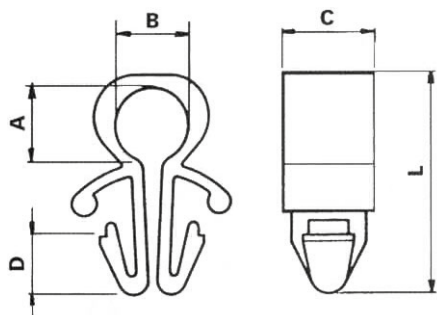
P/N	DIMENSIONI Sizes				PANNELLO Panel		AGGANCIAMENTO Anchor
	A	B	C	L	FORO Hole	SPESSORE Thickness	
06281.05.11	10,0	10,0	10,0	26,0	Ø 6,5	0,7 ÷ 1,2	
01852.02.10L	13,0	13,0	12,0	33,0	Ø 6,5	0,7 ÷ 2,0	
01852.02.10	15,0	15,0	10,0	29,0	Ø 6,5	0,7 ÷ 2,0	
01853.71.11	20,0	20,0	12,0	33,0	Ø 6,5	0,7 ÷ 1,5	
06235.05.11	23,0	23,0	12,0	38,0	Ø 6,5	0,7 ÷ 2,0	
06827.94.11	28,0	28,0	15,0	47,0	Ø 6,5	0,7 ÷ 1,5	
06986.05.11	5,0	5,0	12,0	22,5	Ø 8,0	0,7 ÷ 1,5	
02654.02.11	15,0	15,0	10,0	29,0	Ø 8,0	0,7 ÷ 2,0	
06282.44.11	16,0	16,0	12,0	31,0	Ø 8,0	1,0 ÷ 2,0	
08173.71.11	18,0	18,0	10,0	32,0	Ø 8,0	0,7 ÷ 2,0	
02455.94.11	20,0	20,0	12,0	34,0	Ø 8,0	0,7 ÷ 2,0	
01856.65.11	15,0	27,0	13,0	30,0	Ø 8,0	0,7 ÷ 2,0	
01858.02.11	20,0	35,0	14,0	34,0	Ø 8,0	0,7 ÷ 2,0	
01862.02.11	28,0	45,0	15,0	41,0	Ø 8,0	0,7 ÷ 2,0	
04913.05.17	28,0	55,0	15,0	42,0	Ø 8,0	0,7 ÷ 2,0	
04436.94.11	15,0	15,0	10,0	33,0	Ø 8,0	5,0	
06755.94.11	23,0	23,0	15,0	37,0	Ø 9,0	0,7 ÷ 2,0	
05576.44.11	15,0	15,0	12,0	30,0	8,0 x 8,0	0,7 ÷ 2,0	
05735.05.11	10,0	10,0	12,0	29,0	8,0 x 9,0	0,7 ÷ 2,5	
04911.94.11	10,0	10,0	12,0	22,0	15,5 x 6,5	0,7 ÷ 1,2	
02285.91.11	15,0	14,0 ÷ 18,0	11,0	34,0	Ø 6,5	0,6 ÷ 1,5	
05722.65.11	10,0	10,0	12,0	27,0	Ø 8,0	0,7 ÷ 1,5	
04536.94.11	13,2	13,2	12,0	28,6	Ø 8,0	2,0	

CLIP STRINGITUBO | Clip hose clamp

MATERIALE | MATERIAL: Nylon 66 - Acetalica | PA 66 - POM**COLORI STANDARD** | STANDARD COLOURS: Naturale - Nero | Natural - Black**AUTOESTINGUENZA** | UL FLAMMABILITY: UL94 HB

P/N	DIMENSIONI Sizes				
	A	B	Ø Min	Ø Max	E
06870.21.40	28,0	21,9	11,1	13,4	5,9
06276.21.40	23,4	19,7	11,0	12,7	5,6
06627.21.41	26,2	21,9	15,0	15,8	6,0
06871.21.40	29,8	24,2	18,5	21,1	5,9
06872.21.40	33,4	26,7	19,4	22,8	6,0
06873.21.40	35,0	27,7	21,8	24,9	5,9
06874.21.40	37,8	29,6	25,0	28,7	7,4
06875.21.40	40,6	29,5	28,3	32,5	7,3
06876.21.40	48,6	34,3	38,5	40,0	7,4
01361.94.10	24,5	21,3	18,7	20,0	6,0
00092.94.10	24,0	20,2	16,5	18,1	6,0
10288.94.40	27,8	21,8	10,7	12,8	5,9
10020.94.41	12,2	17,6	9,3	10,5	5,9

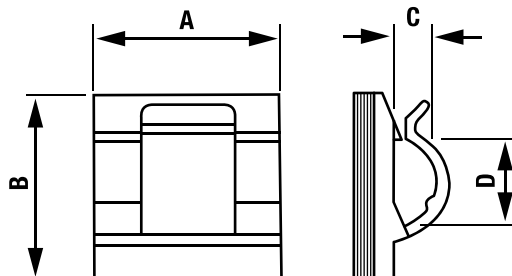
TIPO "OMEGA" | "OMEGA" Type

MATERIALE | MATERIAL: Nylon 66 | PA 66**COLORI STANDARD** | STANDARD COLOURS: Naturale - Nero | Natural - Black

P/N	DIMENSIONI Sizes					PANNELLO Panel	
	A	B	C	D	L	FORO Hole	SPESSORE Thickness
01365.91.10	12,0	16,0	8,0	6,0	27,0	Ø 6,0	0,5 ÷ 2,0
00048.91.10	5,0	8,5	8,0	5,0	13,0	Ø 6,5	1,0 ÷ 3,0
00061.91.10	6,8	6,8	8,0	5,0	17,5	Ø 6,5	1,0 ÷ 2,5
00679.91.11	6,6	6,6	7,8	5,0	19,0	Ø 6,5	2,5 ÷ 4,0

MATERIALE | **MATERIAL:** Nylon 66 - Adesivo base gomma - Acrilico | **PA 66 - Adhesive rubber base - Acrylic base**

COLORI STANDARD | **STANDARD COLOURS:** Naturale - Nero | *Natural - Black*



P/N	DIMENSIONI Sizes				Ø MAX DI CAVI Max cables Ø
	A	B	C	D	
05430.07.10R	19,0	19,0	5,0	4,9	5,0
A2692.96.10	25,0	25,0	8,5	11,5	8,0
05432.07.10B	26,0	26,0	8,0	12,0	8,0
A2560.97.11	22,0	22,0	10,0	18,0	11,0
A1086.96.10	25,0	25,0	14,5	18,0	16,0
03801.71.11	30,0	16,0	5,0	10,0	2 x 5,0

PER CAVI PIATTI | For flat cables

MATERIALE | MATERIAL: Nylon 66 | PA 66

COLORI STANDARD | STANDARD COLOURS: Naturale | Natural



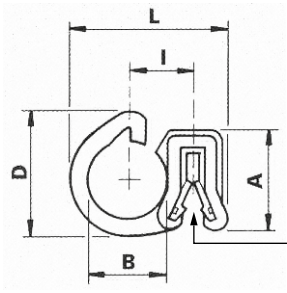
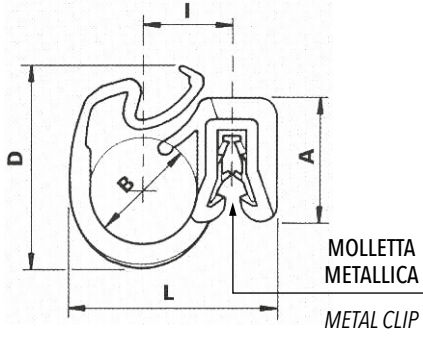
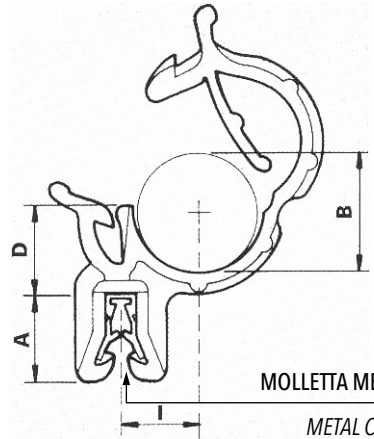
P/N	DIMENSIONI Sizes					TIPO DI FISSAGGIO Anchorage	TIPO Type
	A	B	C	D	L		
A1684.97.10	16,0	16,0	7,0	10,0	-	ADESIVO Adhesive	
01686.94.10	16,0	44,0	8,0	12,0	33,5	VITE Screw	
A1686.97.10	16,0	44,0	8,0	13,0	33,5	ADESIVO Adhesive	
01688.94.10	16,0	62,0	8,0	12,0	51,5	VITE Screw	
A1688.97.10	16,0	62,0	8,0	13,0	51,5	ADESIVO Adhesive	

PER BORDO LAMIERA | Panel edge fixing

MATERIALE | MATERIAL: Nylon 66 | PA 66

COLORI STANDARD | STANDARD COLOURS: Naturale - Nero | Natural - Black



P/N	DIMENSIONI Sizes					SPESSORE Thickness	TIPO Type
	A	B	L	D	I		
A2460.96.11	22,0	Ø 8,5	21,0	15,0	8,0	0,7 ÷ 2,5	 MOLLETTA METALLICA METAL CLIP
00512.65.11	12,2	Ø 10,0	19,3	15,5	8,0	0,8 ÷ 1,5	
07118.71.11	15,0	Ø 10,0	21,0	15,0	8,5	1,0 ÷ 2,5	 MOLLETTA METALLICA METAL CLIP
03868.71.11	15,0	Ø 13,0	25,3	24,6	11,0	0,7 ÷ 2,5	
04547.05.11	15,0	Ø 17,0	30,0	28,5	13,0	1,0 ÷ 2,5	
03646.71.11	16,0	Ø 23,0	38,2	43,0	15,0	1,0 ÷ 2,5	
A8406.96.11	18,0	15 x 26	37,5	43,3	12,0	0,7 ÷ 2,5	
07228.06.11	10,8	Ø 10÷15		11,1	9,8	0,7 ÷ 2,0	 MOLLETTA METALLICA METAL CLIP

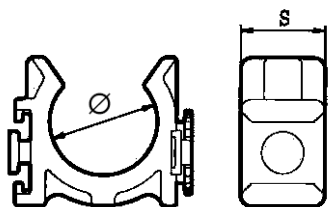
CON FISSAGGIO A VITE | With screw fixing

MATERIALE | MATERIAL: Nylon 66 | PA 66

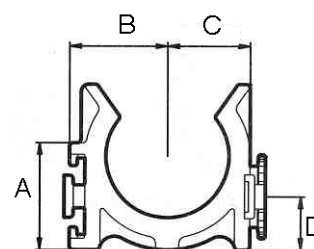
COLORI STANDARD | STANDARD COLOURS: Naturale - Nero | Natural - Black



P/N	DIMENSIONI Sizes								TIPO Type
	Ø	A	B	C	D	E	F	S	
00225.94.10U	7,5	13,0	7,0	4,3	3,0	14,0	6,0	10,0	
00678.70.10U	14,5	24,0	-	5,0	1,8	20,0	7,5	12,0	
04824.65.11	20,0	49,5	13,0	6,0	3,0	8,0	22,0	16,0	+ Boccola metallica Metal grommet
03001.94.10	23,0	46,0	14,5	5,5	3,0	7,5	26,0	16,0	
03001.94.11A	23,0	46,0	14,5	6,5	3,0	7,5	26,0	16,0	
05529.05.11A	33,0	51,0	16,5	6,5	4,0	7,5	28,0	16,0	

MODULARI | *Modular***MATERIALE** | *MATERIAL:* Nylon 66 | PA 66**COLORI STANDARD** | *STANDARD COLOURS:* Nero | Black

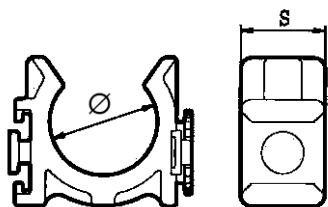
P/N	DIMENSIONI Sizes						TIPO Type
	Ø	S	A	B	C	D	
03828.65.11	6,0	11,0	14,0	7,0	5,0	7,0	
03826.65.11	8,0	11,0	14,0	8,0	6,0	7,0	
03861.44.11	10,0	11,0	14,0	9,0	7,0	7,0	
03860.65.11	12,0	11,0	14,0	9,7	7,8	7,0	
03943.65.11	14,0	11,0	14,0	11,5	9,5	7,0	
03945.94.11	18,0	11,0	14,0	14,0	12,0	7,0	
03946.65.11	20,0	11,0	14,0	15,3	13,2	7,0	
04441.94.11	22,0	11,0	14,0	16,3	14,3	7,0	
06455.03.11	27,0	11,0	14,0	19,0	17,0	7,0	



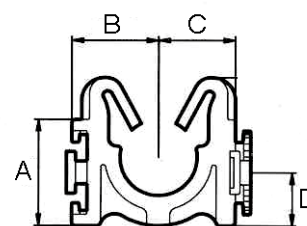
MODULARI | Modular

MATERIALE | MATERIAL: Nylon 66 | PA 66

COLORI STANDARD | STANDARD COLOURS: Nero | Black



P/N	DIMENSIONI Sizes						TIPO Type
	Ø	S	A	B	C	D	
03919.65.11	5,0	11,0	14,0	7,5	5,5	7,0	
03920.05.11	6,3	11,0	14,0	9,0	7,0	7,0	
03947.05.11	8,0	11,0	14,0	10,5	8,5	7,0	
05554.65.11	10,0	11,0	14,0	11,3	10,0	7,0	
06071.05.11	12,0	11,0	14,0	11,5	11,5	7,0	
06072.65.11	16,0	11,0	14,0	14,0	14,0	7,0	



PORTA CONNETTORI | Connector holder

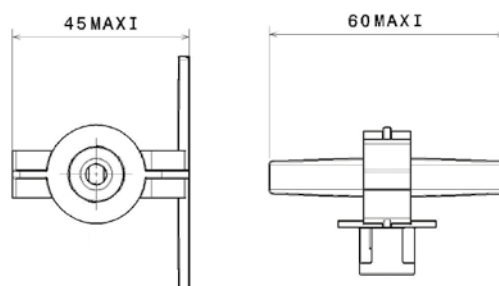
MATERIALE | MATERIAL: Nylon 66 | PA 66

COLORI STANDARD | STANDARD COLOURS: Nero | Black



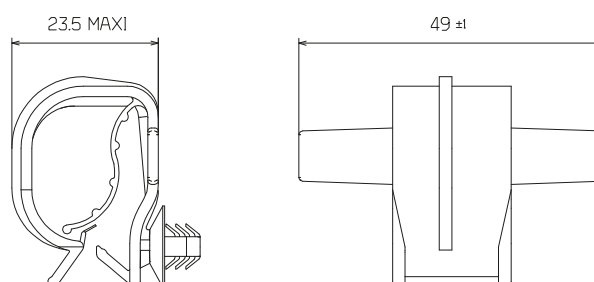
PER FISSAGGIO SU PERNI | For pins fixing

P/N	DIMENSIONI Sizes		Ø PERNO Pin Ø	Ø MAX FASCIO CAVI Max cable Ø
	L	LARGH		
309268381077	45	60	5 x 14	2 x 17



PER FISSAGGIO SU ASOLA | For bottonhole fixing

P/N	DIMENSIONI Sizes		SPESSORE Thickness	Ø FORO Hole	Ø MAX FASCIO CAVI Max cable Ø
	L	LARGH			
392002381013	-	49	0,7 ÷ 2,5	6,2 x 12,2	6 ÷ 20



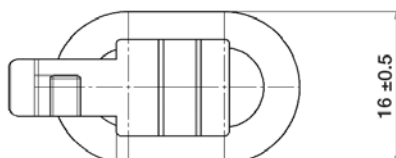
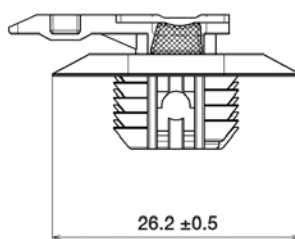
PORTA CONNETTORI | Connector holder

MATERIALE | MATERIAL: Nylon 66 - Nylon 46 | PA 66 - PA 46

COLORI STANDARD | STANDARD COLOURS: Nero - Grigio | Black - Grey



P/N	DIMENSIONI Sizes		COLORE Colour	MATERIALE Material
	Ø	SPESSORE Thickness		
304134381013	6,2 x 12,2 7 x 12	0,7 ÷ 4	NERO Black	PA 66
312114387013	6,2 x 12,2	0,7 ÷ 4	GRIGIO Grey	PA 46



PER NASTRO | *Tape on*

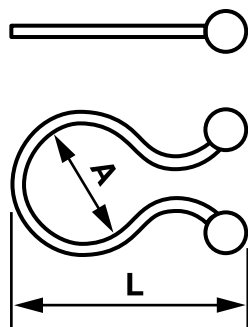
MATERIALE | *MATERIAL:* Nylon 66 | PA 66

COLORI STANDARD | *STANDARD COLOURS:* Nero | Black



P/N	DIMENSIONI Sizes			SPESSORE <i>Thickness</i>	Ø MAX FASCIO CAVI <i>Max cables Ø</i>	COLORE <i>Colour</i>	MATERIALE <i>Material</i>	
	L	LARGH	Ø					
300045381013	35,8	9,7	6,5 ÷ 6,9	0,6 ÷ 5,1	3 ÷ 30	NERO <i>Black</i>	PA 66	
302D82381014	51	10	6,2 x 12,2 7 x 12	0,7 ÷ 4	-	NERO <i>Black</i>	PA 66	
303123381013	41	8	6,2 x 12,2	0,5 ÷ 3	3 ÷ 25	NERO <i>Black</i>	PA 66	
318029381012	42,4	9,7 (11,6)	6,5	0,7 ÷ 4	3 ÷ 12	NERO <i>Black</i>	PA 66	

STANDARD | Standard

MATERIALE | MATERIAL: Nylon 66 | PA 66**COLORI STANDARD** | STANDARD COLOURS: Naturale - Nero - Bianco | Natural - Black - White

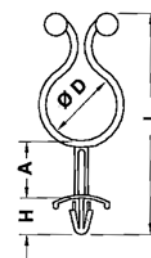
P/N	DIMENSIONI Sizes	
	MAX Ø A	L
00055.95.10	8,5	25,0
00056.95.10	12,5	30,0
08343.21.11	13,5 ÷ 16,0	35,0
08344.21.12	17,0 ÷ 20,0	40,0
06173.21.10	25,8	41,4
06174.21.10	29,0	55,5
00058.91.10	35,0	56,0
12894.94.10	13,5 ÷ 16,5	35

LACCI CON AGGANCIAMENTO | Wire ties with anchor

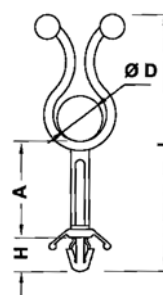
MATERIALE | MATERIAL: Nylon 66 | PA 66**COLORI STANDARD** | STANDARD COLOURS: Naturale | Natural**AUTOESTINGUENZA** | UL FLAMMABILITY: V2 - UL 94

P/N	DIMENSIONI Sizes				PANNELLO Panel		TIPO Type
	A	D (Chiuso Closed)	H	L	Ø FORO Hole	SPESSORE Thickness	
06274.21.10	4,8	5,4	8,0	32,5	4,8	0,8 - 2,0	
06540.21.10	3,1	6,1	10,6	33,8	4,8 - 5,0	0,8 - 3,0	
06541.21.10	20,0	6,1	10,6	51,0	4,8 - 5,0	0,8 - 3,0	
06542.21.10	35,3	6,1	10,6	66,0	4,8 - 5,0	0,8 - 3,0	
06551.21.10	10,5	6,8	10,6	43,8	5,0	1,2 - 2,8	
06552.21.10	5,6	7,0	10,0	34,7	4,8 - 5,0	0,8 - 2,0	
06549.21.10	15,8	9,7	10,6	53,1	4,8 - 5,0	0,8 - 3,0	
06543.21.10	2,8	9,8	10,6	39,6	4,8 - 5,0	0,8 - 3,0	
06544.21.10	20,0	9,8	10,6	56,8	4,8 - 5,0	0,8 - 3,0	
06545.21.10	35,2	9,8	10,6	71,5	4,8 - 5,0	0,8 - 3,0	
06546.21.10	3,0	13,8	10,6	42,0	4,8 - 5,0	0,8 - 3,0	
06114.21.10	20,4	13,8	10,6	59,3	4,8 - 5,0	0,8 - 3,0	
06115.21.10	35,8	13,8	10,6	74,7	4,8 - 5,0	0,8 - 3,0	
06547.21.10	16,2	18,4	10,6	63,5	4,8 - 5,0	0,8 - 3,0	
06550.21.10	5,0	18,7	11,8	55,3	4,8 - 5,0	0,8 - 3,0	
06548.21.10	3,0	22,3	9,8	56,8	4,8 - 5,0	0,8 - 2,5	
00052.21.10	12,3	12,5	10,5	54,0	6,5	0,5 - 2,0	
06538.21.10	3,0	7,2	5,5	26,7	4,0	0,8 - 2,2	
06536.21.10	34,0	5,0	7,5	59,8	4,8	0,8 - 2,2	
06539.21.10	43,5	10,1	7,9	78,1	4,8	0,8 - 2,2	
06537.21.10	4,5	10,4	7,5	37,7	4,8	0,8 - 2,2	
06535.21.10	21,0	10,4	7,5	56,5	4,8	0,8 - 2,2	

Tipo 1 - Type 1




Tipo 2 - Type 2



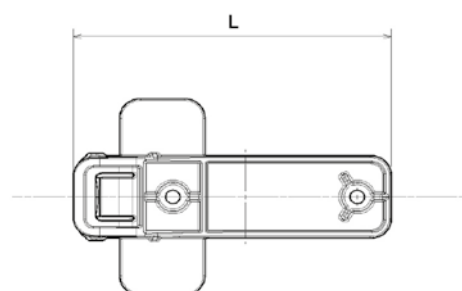
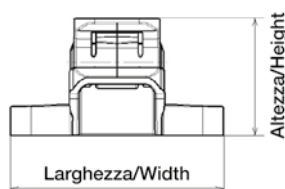
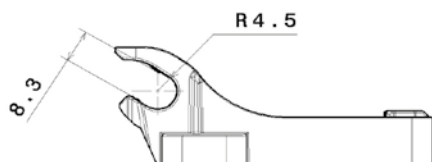
SPECIALE | *Special cable clip*

MATERIALE | MATERIAL: Nylon 66 | PA 66

COLORI STANDARD | STANDARD COLOURS: Giallo | Yellow



P/N	DIMENSIONI Sizes		
	L	Width	ALTEZZA Height
314172386013	74,72	50	29,9





MADREVITI

SCREW GROMMETS

MADREVITI STANDARD

Standard screw grommets

MADREVITI AD ALTA COPPIA

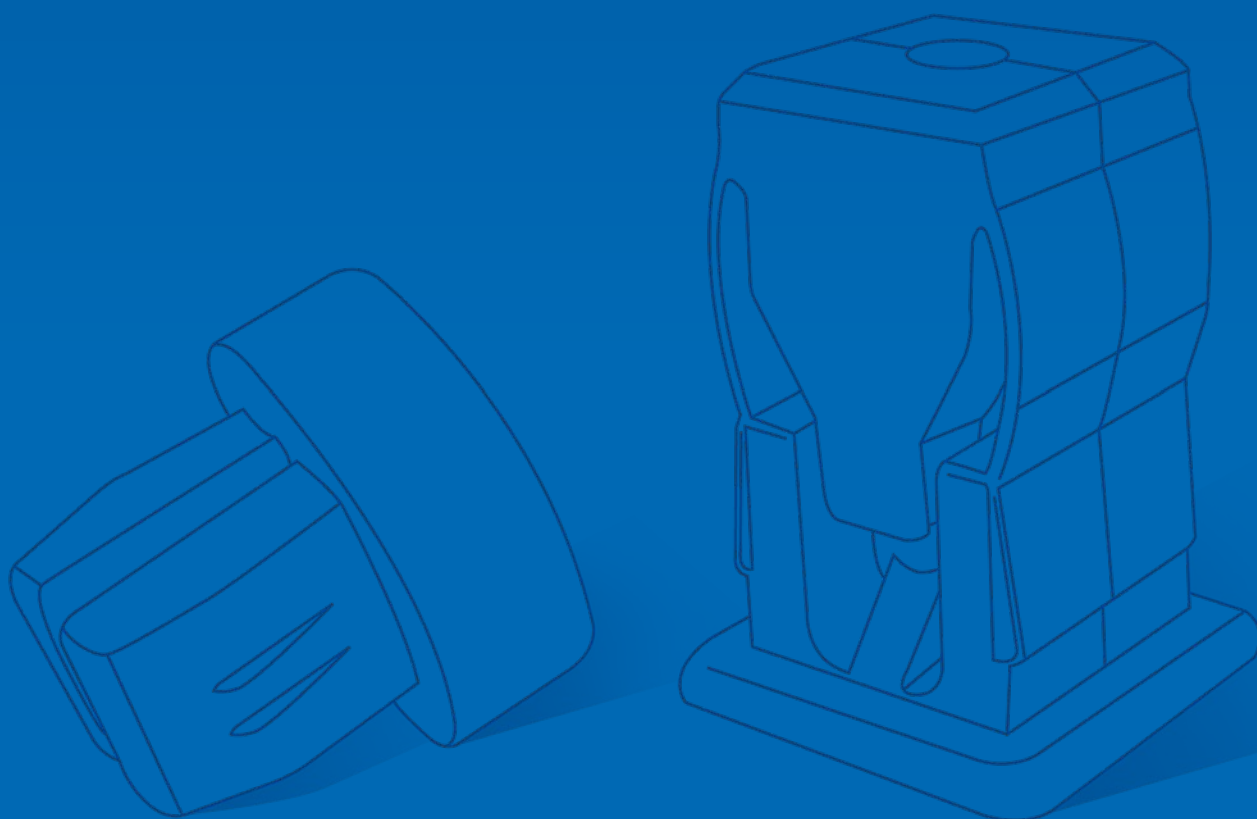
Heavy duty screw grommets

MADREVITI REGOLABILI

Adjustable screw grommets

MADREVITI A TENUTA STAGNA

Watertight screw grommets

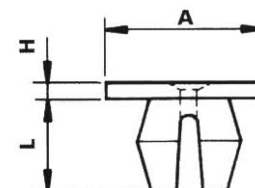


MATERIALE | MATERIAL: Nylon 66 | PA 66

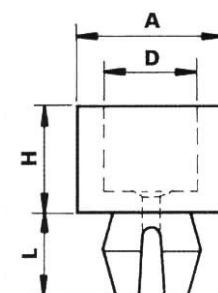
COLORI STANDARD | STANDARD COLOURS: Naturale - Nero - Rosso - Giallo - Azzurro | Natural - Black - Red - Yellow - Light blue



P/N	DIMENSIONI Sizes			PANNELLO Panel		VITE Screw ISO N°	TIPO Type
	A	L	H	FORO Hole	SPESSORE Thickness		
02416.94.10	5,5	5,7	1,0	4,5 x 4,5	0,5 ÷ 1,5	6	
00108.21.10	Ø 8,5	5,5	1,2	4,5 x 4,5	0,8 ÷ 2,5	6	
01140.94.10	9,0	5,8	1,2	5,5 x 5,5	0,5 ÷ 2,0	4 ÷ 6	
04454.02.10	9,5	7,0	1,2	6,3 x 6,3	0,5 ÷ 3,0	6	
00534.91.10	10,0	5,0	1,0	7,0 x 7,0	0,5 ÷ 1,5	10	
00088.15.10	9,5	8,0	1,0	7,0 x 7,0	0,5 ÷ 2,5	8	
00037.65.10	Ø 9,5	8,0	1,0	7,0 x 7,0	0,5 ÷ 3,0	8	
00259.95.10U	Ø 13,0	8,0	1,0	7,0 x 7,0	0,5 ÷ 3,5	8 ÷ 10	
04549.03.14	9,5	8,0	1,2	7,0 x 7,0	0,5 ÷ 4,0	8	
00487.06.18	11,0	7,5	1,5	8,0 x 8,0	0,7 ÷ 2,0	10	
09370.94.11	12,5	7,5	1,5	10,0 x 10,0	0,7 ÷ 2,0	10	




P/N	DIMENSIONI Sizes				PANNELLO Panel		VITE Screw ISO N°	TIPO Type
	A	Ø D	L	H	FORO Hole	SPESSORE Thickness		
01092.21.10	Ø 8,5	2,5	5,5	5,0	4,5 x 4,5	0,8 ÷ 2,5	6	
00049.91.10	Ø 7,0	3,7	7,0	3,2	6,5 x 6,5	0,5 ÷ 3,0	6 ÷ 8	
00014.91.10	Ø 12,5	8,5	8,0	4,5	7,0 x 7,0	0,5 ÷ 4,0	8 ÷ 10	
00016.91.10	Ø 12,5	8,5	8,0	7,0	7,0 x 7,0	0,5 ÷ 4,0	8 ÷ 10	
00015.91.10	Ø 12,5	8,5	8,0	10,5	7,0 x 7,0	0,5 ÷ 4,0	8 ÷ 10	
00051.91.10	Ø 12,5	8,5	8,0	16,0	7,0 x 7,0	0,5 ÷ 4,0	8 ÷ 10	
00052.91.10	Ø 12,5	8,5	8,0	20,0	7,0 x 7,0	0,5 ÷ 4,0	8 ÷ 10	



MATERIALE | MATERIAL: Nylon 66 | PA 66

COLORI STANDARD | STANDARD COLOURS: Naturale - Nero - Rosso - Azzurro | Natural - Black - Red - Light blue



P/N	DIMENSIONI Sizes			PANNELLO Panel		VITE Screw ISO N°	TIPO Type
	A	L	H	FORO Hole	SPESSORE Thickness		
00040.44.10	9,5	10,5	1,0	7,0 x 7,0	0,5 ÷ 1,6	8	
02524.94.10	11,0	11,5	0,8	8,0 x 8,0	0,7 ÷ 2,0	8 ÷ 10,0	
00079.94.10U	12,5	18,0	1,2	9,5 x 9,5	0,5 ÷ 2,0	8 ÷ 10,0	
01765.94.10	9,0	12,5	1,0	7,0 x 7,0	0,7 ÷ 1,5	6	
04796.94.11	11,0	14,8	1,2	8,0 x 8,0	0,7 ÷ 2,0	8	
01757.02.102	12,0	15,8	1,2	9,0 x 9,0	0,7 ÷ 1,5	8	
01429.02.14	14,0	18,5	1,5	10,0 x 10,0	0,7 ÷ 2,0	10	
310859380113	12	14,8	1	9,45 x 9,45	1,2 ÷ 3	8 ÷ 10	

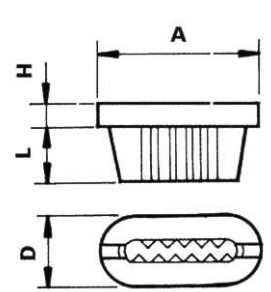
MADREVITI REGOLABILI | Adjustable screw grommets

MATERIALE | MATERIAL: Nylon 66 | PA 66

COLORI STANDARD | STANDARD COLOURS: Naturale - Nero - Giallo | Natural - Black - Yellow



MADREVITI A FONDO CHIUSO | Closed edge grommets

P/N	DIMENSIONI Sizes				PANNELLO Panel		VITE Screw ISO N°	TIPO Type
	A	D	L	H	FORO Hole	SPESSORE Thickness		
01443.44.10	15,5	9,0	8,5	1,2	12,0 x 7,0	0,8 ÷ 2,0	8	
01476.94.11	18,0	10,0	8,5	1,5	15,0 x 7,0	0,8 ÷ 1,2	8	
04180.15.10	18,0	11,0	10,5	1,5	15,0 x 7,0	0,8	6	

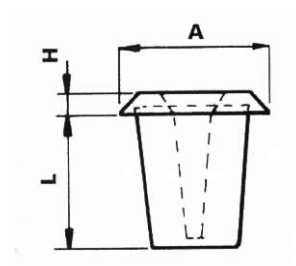
MATERIALE | MATERIAL: Nylon 66 | PA 66

COLORI STANDARD | STANDARD COLOURS: Naturale | Natural



P/N	DIMENSIONI Sizes			PANNELLO Panel		VITE Screw ISO N°	TIPO Type
	A	L	H	FORO Hole	SPESSORE Thickness		

00054.91.10	Ø 11,5	10,5	1,3	7,0 x 7,0	0,5 ÷ 2,0	8	
-------------	--------	------	-----	-----------	-----------	---	--



VITI AUTOFILETTANTI

Per una rapida identificazione del tipo di vite autofilettante da impiegare, riportiamo qui sotto una tabella dimensionale di tali viti.

SELF-THREADING SCREWS

For fast identification of the self-threading screw to use, see below the cross reference of ISO standards to external diameter.

NUMERO STANDARD ISO Standard ISO	2	4	6	7	8	10	12	14
DIAMETRO ESTERNO EXTERNAL DIAMETER	2,2	2,9	3,5	3,9	4,2	4,8	5,4	6,4

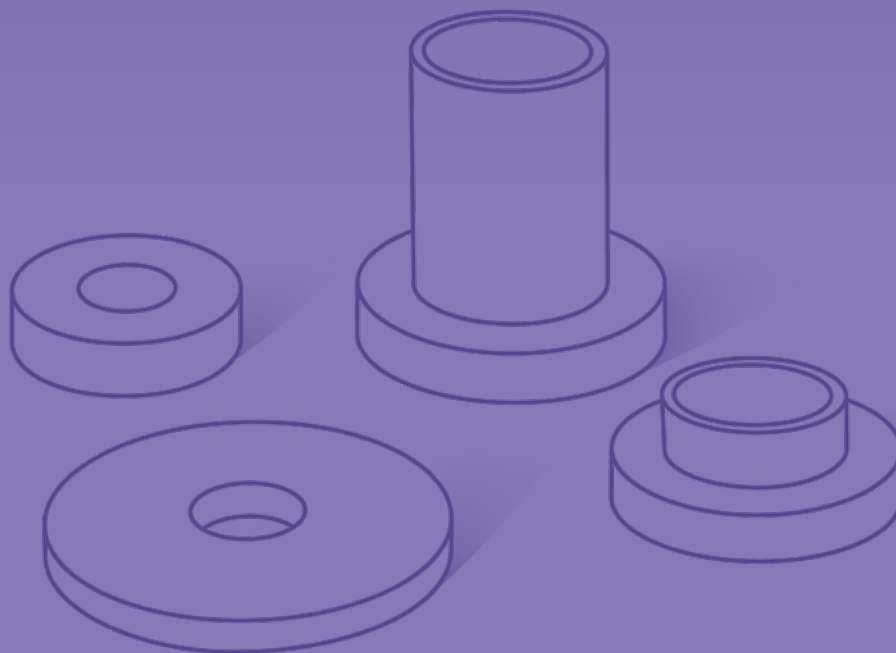
BOCCOLE E RONDELLE

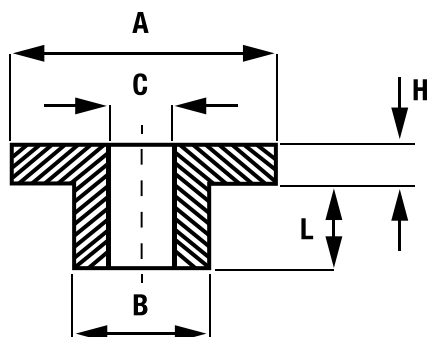
EARS-RING - WASHERS

BOCCOLE | *Ears-ring*

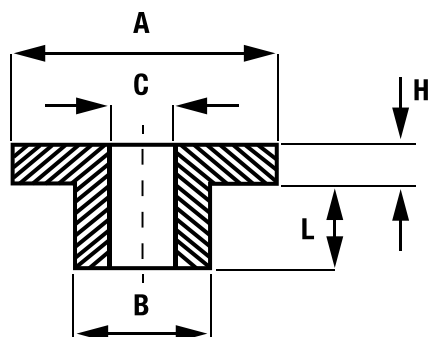
RONDELLE | *Washers*

RONDELLE IN PVC | *PVC Washers*

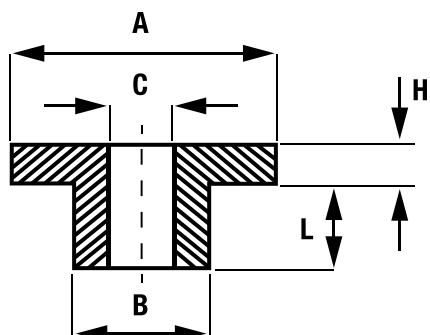


MATERIALE | MATERIAL: Nylon 66 - PVC - PE - Polistirolo | PA 66 - PVC - PE - Polystyrene**COLORI STANDARD** | STANDARD COLOURS: Naturale - Nero - Bianco | Natural - Black - White

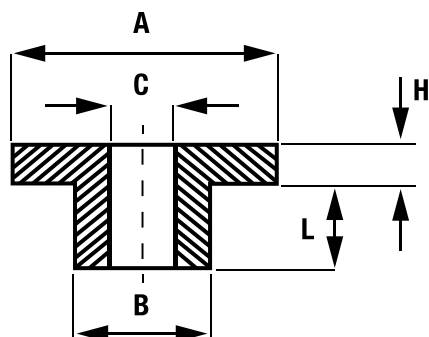
P/N	DIMENSIONI Sizes				
	A	B	C	H	L
00735.21.10	10,5	2,3	1,4	2,5	7,0
02822.21.10	6,4	3,6	2,9	1,2	1,2
02823.21.10	6,4	3,6	2,9	1,2	2,3
02824.21.10	6,4	3,6	2,9	1,2	4,0
00749.21.10	13,8	5,0	3,3	2,5	7,0
02829.21.20	9,0	6,0	5,0	2,0	5,0
04761.21.10	11,7	6,2	4,2	2,9	12,4
03065.21.02	9,2	6,4	4,1	1,25	1,25
03993.21.11	11,0	6,8	4,1	2,0	8,0
03994.21.12	11,0	6,8	4,1	2,0	14,0
02828.21.12	11,0	7,0	5,0	1,5	4,5
00752.21.11	13,8	7,5	5,8	2,5	7,0
03997.21.11	11,0	7,5	4,1	2,0	8,0
03998.21.11	11,0	7,5	4,1	2,0	14,0
03999.21.11	11,0	7,5	4,1	2,0	19,0

MATERIALE | MATERIAL: Nylon 66 - PVC - PE | PA 66 - PVC - PE**COLORI STANDARD** | STANDARD COLOURS: Naturale - Nero | Natural - Black**AUTOESTINGUENZA** | UL FLAMMABILITY: V2 - UL 94**FILE UL** | UL FILE: E 86244 (M)**CONFORMITÀ NORME** | MIL STANDARDS: MIL S 23190 E**OMOLOGAZIONE** | OMOLOGATION: RI.NA n° 5/043/93

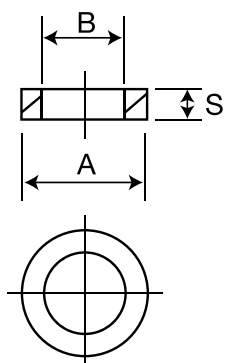
P/N	DIMENSIONI Sizes				
	A	B	C	H	L
00739.21.11	16,9	8,2	6,5	3,0	6,5
00740.21.10	19,7	9,8	8,2	2,5	8,0
00747.21.10	28,0	17,5	10,5	4,5	4,5
00748.21.20	29,5	27,5	25,0	1,0	6,0
02787.21.10	10,0	6,2	5,3	1,0	1,0
02788.21.10	10,0	6,2	5,3	1,0	2,0
02789.21.10	10,0	6,2	5,3	1,0	3,0
02790.21.10	10,0	6,2	5,3	1,0	4,0
02791.21.20	10,0	6,2	5,3	1,0	5,0
02792.21.20	10,0	6,2	5,3	1,0	6,0
02793.21.20	10,0	6,2	5,3	1,0	7,0
02795.21.20	10,0	6,2	5,3	1,0	9,0
02797.21.11	10,0	6,2	5,3	2,0	2,0
02798.21.11	10,0	6,2	5,3	2,0	3,0
02799.21.11	10,0	6,2	5,3	2,0	4,0
02800.21.11	10,0	6,2	5,3	2,0	5,0
02801.21.10	10,0	6,2	5,3	2,0	6,0

MATERIALE | MATERIAL: Nylon 66 - PE | PA 66 - PE**COLORI STANDARD** | STANDARD COLOURS: Naturale - Nero | Natural - Black**AUTOESTINGUENZA** | UL FLAMMABILITY: V2 - UL 94**FILE UL** | UL FILE: E 86244 (M)**CONFORMITÀ NORME** | MIL STANDARDS: MIL S 23190 E**OMOLOGAZIONE** | OMOLOGATION: RI.NA n° 5/043/93

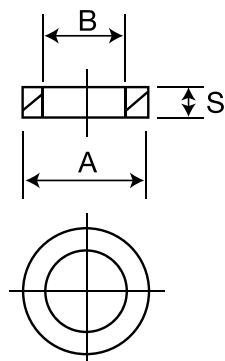
P/N	DIMENSIONI Sizes				
	A	B	C	H	L
02804.21.20	10,0	6,2	5,3	3,0	1,0
02805.21.10	10,0	6,2	5,3	3,0	2,0
02806.21.11	10,0	6,2	5,3	3,0	3,0
02807.21.11	10,0	6,2	5,3	3,0	4,0
02808.21.20	10,0	6,2	5,3	3,0	5,0
02810.21.20	10,0	6,2	5,3	3,0	7,0
02812.21.10	10,0	6,2	5,3	4,0	2,0
02816.21.20	10,0	6,2	5,3	4,0	6,0
02818.21.10	10,0	6,2	5,3	5,0	2,0
02820.21.20	10,0	6,2	5,3	5,0	4,0
02821.21.20	10,0	6,2	5,3	5,0	5,0
02840.21.11	20,0	9,8	6,3	1,0	1,0

MATERIALE | MATERIAL: Nylon 66 - PE | PA 66 - PE**COLORI STANDARD** | STANDARD COLOURS: Naturale - Nero | Natural - Black**AUTOESTINGUENZA** | UL FLAMMABILITY: V2 - UL 94**FILE UL** | UL FILE: E 86244 (M)**CONFORMITÀ NORME** | MIL STANDARDS: MIL S 23190 E**OMOLOGAZIONE** | OMOLOGATION: RI.NA n° 5/043/93

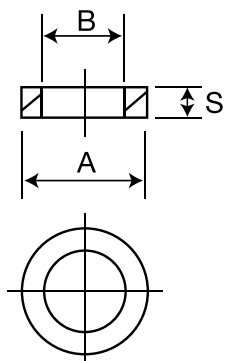
P/N	DIMENSIONI Sizes				
	A	B	C	H	L
02841.21.11	20,0	9,8	6,3	1,0	2,0
02843.21.11	20,0	9,8	6,3	1,0	3,0
02844.21.11	20,0	9,8	6,3	2,0	2,0
02846.21.11	20,0	9,8	6,3	1,0	4,0
02847.21.11	20,0	9,8	6,3	2,0	3,0
02848.21.10	20,0	9,8	6,3	3,0	2,0
02850.21.11	20,0	9,8	6,3	2,0	4,0
02851.21.10	20,0	9,8	6,3	3,0	3,0
02852.21.10	20,0	9,8	6,3	1,0	6,0
02853.21.10	20,0	9,8	6,3	2,0	5,0
02854.21.10	20,0	9,8	6,3	3,0	4,0
02855.21.10	20,0	9,8	6,3	1,0	7,0
02857.21.11	20,0	9,8	6,3	3,0	5,0
02861.21.11	20,0	9,8	6,3	1,0	9,0
02863.21.11	20,0	9,8	6,3	3,0	7,0
02864.21.11	20,0	9,8	6,3	1,0	10,0
02867.21.11	20,0	9,8	6,3	1,0	11,0
02869.21.11	20,0	9,8	6,3	3,0	9,0
03086.21.11	20,0	9,8	6,3	4,0	8,0

MATERIALE | MATERIAL: Nylon 66 - PVC | PA 66 - PVC**COLORI STANDARD** | STANDARD COLOURS: Naturale | Natural

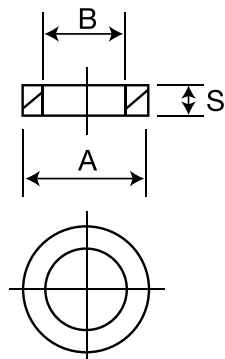
P/N	DIMENSIONI Sizes		
	A	B	S
06422.21.10	4,2	1,9	0,5
06423.21.10	4,5	2,0	0,8
06479.21.10	8,8	2,0	1,5
02238.21.51	10,0	2,0	2,0
02282.21.51	12,0	2,0	2,0
06424.21.10	4,5	2,1	0,8
06425.21.10	4,5	2,1	0,9
06426.21.10	4,5	2,1	1,2
06427.21.10	4,5	2,1	1,7
06430.21.10	5,0	2,1	1,0
06429.21.10	5,0	2,1	2,0
06419.21.10	3,7	2,2	1,0
06420.21.10	3,7	2,2	1,2
06435.21.10	6,0	2,3	0,8
06448.21.10	6,35	2,3	2,5
03105.21.10	4,5	2,4	0,5
03106.21.10	4,5	2,4	1,0
03107.21.10	4,5	2,4	2,0
03098.21.10	4,5	2,4	3,0
06421.21.10	4,0	2,5	0,5
06428.21.10	4,5	2,5	0,5

MATERIALE | MATERIAL: Nylon 66 - PVC | PA 66 - PVC**COLORI STANDARD** | STANDARD COLOURS: Naturale | Natural

P/N	DIMENSIONI Sizes		
	A	B	S
06431.21.10	5,0	2,5	1,1
06436.21.10	6,0	2,5	0,5
06481.21.10	9,0	2,5	1,0
03111.21.10	5,0	2,7	0,5
06437.21.10	6,0	2,7	3,0
03112.21.10	5,0	2,7	1,0
03113.21.10	5,0	2,7	2,0
03095.21.10	5,0	2,7	3,0
03096.21.10	5,0	2,7	5,0
06438.21.10	6,0	2,9	2,35
06439.21.10	6,0	3,0	1,5
06449.21.10	6,35	3,0	1,27
06456.21.10	7,0	3,0	0,8
06455.21.10	7,0	3,0	1,0
02239.21.51	10,0	3,0	2,0
02283.21.51	12,0	3,0	2,0
06432.21.10	5,0	3,1	1,0
06440.21.10	6,0	3,1	0,5
06441.21.10	6,0	3,1	2,0
06442.21.10	6,0	3,1	3,4
06457.21.10	7,0	3,1	0,5

MATERIALE | MATERIAL: Nylon 66 | PA 66**COLORI STANDARD** | STANDARD COLOURS: Naturale | Natural

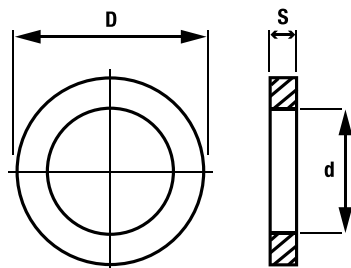
P/N	DIMENSIONI Sizes		
	A	B	S
06461.21.10	8,0	3,1	0,5
06462.21.10	8,0	3,1	0,8
06463.21.10	8,0	3,1	1,0
06464.21.10	8,0	3,1	1,5
06465.21.10	8,0	3,1	2,0
00596.21.10	7,0	3,1	4,0
00597.21.10	7,0	3,1	5,0
06433.21.10	5,0	3,2	0,5
06443.21.10	6,0	3,2	1,0
06297.21.10	5,0	3,2	2,0
06298.21.10	5,0	3,2	2,5
06299.21.10	5,0	3,2	3,0
06300.21.10	5,0	3,2	3,3
06301.21.10	5,0	3,2	3,5
06302.21.10	5,0	3,2	4,0
06303.21.10	5,0	3,2	4,5
00593.21.10	7,0	3,3	1,0
00594.21.10	7,0	3,3	2,0
00595.21.10	7,0	3,3	3,0
06460.21.10	7,5	3,5	0,5

MATERIALE | MATERIAL: Nylon 66 - PVC | PA 66 - PVC**COLORI STANDARD** | STANDARD COLOURS: Naturale | Natural

P/N	DIMENSIONI Sizes		
	A	B	S
06491.21.10	11,5	3,5	4,0
00639.21.20	14,0	3,5	1,0
00640.21.10	14,0	3,5	2,0
00641.21.10	14,0	3,5	3,0
00642.21.10	14,0	3,5	4,0
00643.21.10	14,0	3,5	5,0
06466.21.10	8,0	3,6	2,5
06467.21.10	8,0	3,6	0,8
04075.21.10	12,0	3,6	1,5
06459.21.10	7,1	3,7	0,5
04076.21.10	12,0	3,7	1,5
06434.21.10	5,6	3,73	0,3
06445.21.10	6,0	3,8	1,0
06446.21.10	6,0	3,8	1,5
06451.21.10	6,5	3,8	0,5
06452.21.10	6,5	4,0	1,6
06453.21.10	6,5	4,0	2,5
02240.21.51	10,0	4,0	2,0
02284.21.51	12,0	4,0	2,0
02247.21.51	10,0	4,0	2,5

MATERIALE | MATERIAL: PVC | PVC

COLORI STANDARD | STANDARD COLOURS: Nero | Black



Codice	DIMENSIONI Sizes		
	D	d	S
20000.53.51	7,5	3,5	2,0
20010.53.51	10,0	2,0	2,0
20011.53.51	10,0	3,0	2,0
20012.53.51	10,0	4,0	2,0
20013.53.51	10,0	5,0	2,0
20014.53.51	10,0	6,0	2,0
20015.53.51	10,0	7,0	2,0
20016.53.51	10,0	8,0	2,0
20030.53.51	10,0	4,0	2,5
20040.53.51	12,0	2,0	2,0
20041.53.51	12,0	3,0	2,0
20042.53.51	12,0	4,0	2,0
20043.53.51	12,0	5,0	2,0
20044.53.51	12,0	6,0	2,0
20045.53.51	12,0	7,0	2,0
20046.53.51	12,0	8,0	2,0
20068.53.51	14,0	6,0	1,5
20069.53.51	14,0	6,5	1,5
20070.53.51	14,0	6,5	1,0
20071.53.51	14,0	6,5	2,0
20072.53.51	14,0	6,5	3,0
20073.53.51	14,0	7,0	2,0
20080.53.51	14,0	3,5	1,0
20081.53.51	14,0	3,5	2,0
20082.53.51	14,0	3,5	3,0
20083.53.51	14,0	5,0	1,5
20090.53.51	14,0	5,0	1,0

Codice	DIMENSIONI Sizes		
	D	d	S
20091.53.51	14,0	5,0	2,0
20092.53.51	14,0	5,0	3,0
20095.53.51	14,0	8,0	2,0
20100.53.51	15,5	7,0	1,0
20101.53.51	15,5	7,0	2,0
20102.53.51	15,5	7,0	3,0
20103.53.51	15,5	7,0	4,0
20104.53.51	15,5	7,0	5,0
20110.53.51	16,0	5,0	3,0
20120.53.51	17,0	6,5	1,0
20121.53.51	17,0	6,5	2,0
20122.53.51	17,0	6,5	3,0
20130.53.51	17,0	8,5	1,0
20131.53.51	17,0	8,5	2,0
20132.53.51	17,0	8,5	3,0
20133.53.51	17,0	8,5	1,5
20140.53.51	17,0	10,5	1,0
20141.53.51	17,0	10,5	2,0
20142.53.51	17,0	10,5	3,0
20150.53.51	21,0	10,0	1,0
20151.53.51	21,0	11,0	1,0
20152.53.51	21,0	12,0	1,0
20153.53.51	21,0	13,0	1,0
20154.53.51	21,0	14,0	1,0
20155.53.51	21,0	15,0	1,0
20156.53.51	21,0	16,0	1,0
20163.53.51	39,0	31,0	1,2



PASSACAVI

CABLE BUSHINGS

PASSACAVI STANDARD | *Standard cable bushings*




PASSACAVI APERTI | *Open cable bushings*

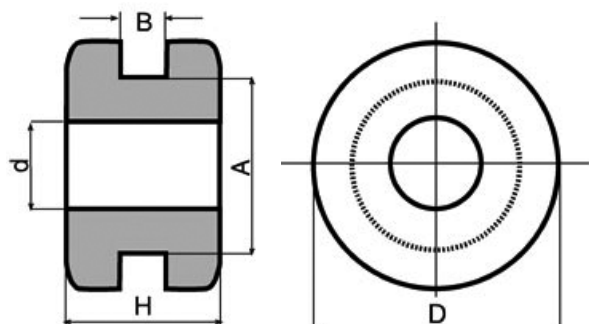
PASSACAVI IN PLASTICA | *Plastic cable bushings*

PASSACAVI STANDARD CON MEMBRANA CENTRALE
Standard cable bushings with central membrane

PASSACAVI STANDARD CON MEMBRANA DECENTRATA
Standard cable bushings with decentralized membrane

PASSACAVI STANDARD CON MEMBRANA FORATA
Standard cable bushings with perforated membrane



MATERIALE | MATERIAL: PVC | PVC**COLORI STANDARD | STANDARD COLOURS:** Nero - A richiesta Bianco o Grigio | Black - White/Grey on demand

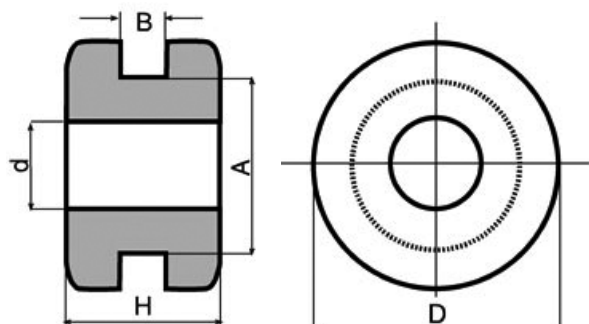
P/N	DIMENSIONI Sizes				
	A	B	D	d	H
10000.53.51	11,0	1,0	14,0	8,0	6,0
10010.53.51	8,5	2,5	14,0	6,0	7,0
10020.53.51	10,0	2,0	14,0	3,0	8,0
10021.53.51	10,0	3,0	14,0	3,0	9,0
10022.53.51	10,0	4,0	14,0	3,0	10,0
10023.53.51	10,0	2,0	14,0	4,0	8,0
10024.53.51	10,0	3,0	14,0	4,0	9,0
10025.53.51	10,0	4,0	14,0	4,0	10,0
10026.53.51	10,0	2,0	14,0	5,0	8,0
10027.53.51	10,0	3,0	14,0	5,0	9,0
10028.53.51	10,0	4,0	14,0	5,0	10,0
10029.53.51	10,0	2,0	14,0	6,0	8,0
10030.53.51	10,0	3,0	14,0	6,0	9,0
10031.53.51	10,0	4,0	14,0	6,0	10,0
10032.53.51	10,0	2,0	14,0	7,0	8,0

P/N	DIMENSIONI Sizes				
	A	B	D	d	H
10033.53.51	10,0	3,0	14,0	7,0	9,0
10034.53.51	10,0	4,0	14,0	7,0	10,0
10035.53.51	10,0	2,0	14,0	8,0	8,0
10036.53.51	10,0	3,0	14,0	8,0	9,0
10037.53.51	10,0	4,0	14,0	8,0	10,0
10050.53.51	11,5	1,2	14,5	8,5	8,0
10060.53.51	10,0	1,5	14,5	8,0	6,0
10070.53.51	11,5	2,0	14,5	4,0	10,0
10071.53.51	11,5	3,0	14,5	4,0	11,0
10072.53.51	11,5	4,0	14,5	4,0	12,0
10073.53.51	11,5	2,0	14,5	5,0	10,0
10074.53.51	11,5	3,0	14,5	5,0	11,0
10075.53.51	11,5	4,0	14,5	5,0	12,0
10076.53.51	11,5	2,0	14,5	6,0	10,0
10077.53.51	11,5	3,0	14,5	6,0	11,0

MATERIALE | MATERIAL: PVC | PVC**COLORI STANDARD | STANDARD COLOURS:** Nero - A richiesta Bianco o Grigio | Black - White/Grey on demand

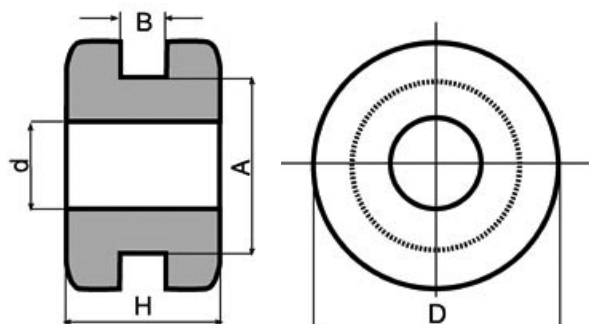
P/N	DIMENSIONI Sizes				
	A	B	D	d	H
10078.53.51	11,5	4,0	14,5	6,0	12,0
10079.53.51	11,5	2,0	14,5	7,0	10,0
10080.53.51	11,5	3,0	14,5	7,0	11,0
10081.53.51	11,5	4,0	14,5	7,0	12,0
10082.53.51	11,5	2,0	14,5	8,0	10,0
10083.53.51	11,5	3,0	14,5	8,0	11,0
10084.53.51	11,5	4,0	14,5	8,0	12,0
10085.53.51	11,5	2,0	14,5	9,0	10,0
10086.53.51	11,5	3,0	14,5	9,0	11,0
10087.53.51	11,5	4,0	14,5	9,0	12,0
10088.53.51	11,5	2,0	14,5	10,0	10,0
10089.53.51	11,5	3,0	14,5	10,0	11,0
10090.53.51	11,5	4,0	14,5	10,0	12,0
10100.53.51	11,0	1,5	15,0	4,0	7,5
10101.53.51	11,0	1,5	15,0	5,0	7,5

P/N	DIMENSIONI Sizes				
	A	B	D	d	H
10102.53.51	11,0	1,5	15,0	6,0	7,5
10103.53.51	11,0	1,5	15,0	7,0	7,5
10104.53.51	11,0	1,5	15,0	8,0	7,5
10105.53.51	11,0	1,5	15,0	9,0	7,5
10110.53.51	10,0	1,5	15,0	2,0	6,0
10111.53.51	10,0	1,5	15,0	3,0	6,0
10112.53.51	10,0	1,5	15,0	4,0	6,0
10113.53.51	10,0	1,5	15,0	5,0	6,0
10114.53.51	10,0	1,5	15,0	6,0	6,0
10115.53.51	10,0	1,5	15,0	7,0	6,0
10116.53.51	10,0	1,5	15,0	8,0	6,0
10130.53.51	11,0	0,5	16,0	3,0	6,0
10131.53.51	11,0	1,5	16,0	3,0	7,0
10132.53.51	11,0	2,5	16,0	3,0	8,0
10133.53.51	11,0	0,5	16,0	4,0	6,0

MATERIALE | MATERIAL: PVC | PVC**COLORI STANDARD | STANDARD COLOURS:** Nero - A richiesta Bianco o Grigio | Black - White/Grey on demand

P/N	DIMENSIONI Sizes				
	A	B	D	d	H
10134.53.51	11,0	1,5	16,0	4,0	7,0
10135.53.51	11,0	2,5	16,0	4,0	8,0
10136.53.51	11,0	0,5	16,0	5,0	6,0
10137.53.51	11,0	1,5	16,0	5,0	7,0
10138.53.51	11,0	2,5	16,0	5,0	8,0
10139.53.51	11,0	0,5	16,0	6,0	6,0
10140.53.51	11,0	1,5	16,0	6,0	7,0
10141.53.51	11,0	2,5	16,0	6,0	8,0
10142.53.51	11,0	0,5	16,0	7,0	6,0
10143.53.51	11,0	1,5	16,0	7,0	7,0
10144.53.51	11,0	2,5	16,0	7,0	8,0
10145.53.51	11,0	0,5	16,0	8,0	6,0
10146.53.51	11,0	1,5	16,0	8,0	7,0
10147.53.51	11,0	2,5	16,0	8,0	8,0
10148.53.51	11,0	0,5	16,0	9,0	6,0

P/N	DIMENSIONI Sizes				
	A	B	D	d	H
10149.53.51	11,0	1,5	16,0	9,0	7,0
10150.53.51	11,0	2,5	16,0	9,0	8,0
10151.53.51	10,0	1,5	16,0	7,0	7,0
10157.53.51	11,5	3,0	16,0	4,0	8,0
10158.53.51	11,5	3,0	16,0	5,0	8,0
10159.53.51	11,5	3,0	16,0	6,0	8,0
10160.53.51	11,5	3,0	16,0	7,0	8,0
10161.53.51	11,5	3,0	16,0	8,0	8,0
10170.53.51	12,0	1,5	17,0	4,0	7,0
10171.53.51	12,0	1,5	17,0	5,0	7,0
10172.53.51	12,0	1,5	17,0	6,0	7,0
10173.53.51	12,0	1,5	17,0	7,0	7,0
10174.53.51	12,0	1,5	17,0	8,0	7,0
10175.53.51	12,0	1,5	17,0	9,0	7,0
10176.53.51	12,0	1,5	17,0	10,0	7,0

MATERIALE | MATERIAL: PVC | PVC**COLORI STANDARD | STANDARD COLOURS:** Nero - A richiesta Bianco o Grigio | Black - White/Grey on demand

P/N	DIMENSIONI Sizes				
	A	B	D	d	H
10180.53.51	13,5	2,0	17,5	10,0	7,0
10181.53.51	13,5	3,0	17,5	10,0	8,0
10182.53.51	13,5	4,0	17,5	10,0	9,0
10190.53.51	15,0	1,5	18,5	7,0	8,0
10191.53.51	15,0	2,5	18,5	7,0	9,0
10192.53.51	15,0	3,5	18,5	7,0	10,0
10193.53.51	15,0	1,5	18,5	8,0	8,0
10194.53.51	15,0	2,5	18,5	8,0	9,0
10195.53.51	15,0	3,5	18,5	8,0	10,0
10196.53.51	15,0	1,5	18,5	9,0	8,0
10197.53.51	15,0	2,5	18,5	9,0	9,0
10198.53.51	15,0	3,5	18,5	9,0	10,0
10199.53.51	15,0	1,5	18,5	10,0	8,0
10200.53.51	15,0	2,5	18,5	10,0	9,0
10201.53.51	15,0	3,5	18,5	10,0	10,0

P/N	DIMENSIONI Sizes				
	A	B	D	d	H
10202.53.51	15,0	1,5	18,5	11,0	8,0
10203.53.51	15,0	2,5	18,5	11,0	9,0
10204.53.51	15,0	3,5	18,5	11,0	10,0
10205.53.51	15,0	1,5	18,5	12,0	8,0
10206.53.51	15,0	2,5	18,5	12,0	9,0
10207.53.51	15,0	3,5	18,5	12,0	10,0
10208.53.51	15,0	1,5	18,5	13,0	8,0
10209.53.51	15,0	2,5	18,5	13,0	9,0
10210.53.51	15,0	3,5	18,5	13,0	10,0
10220.53.51	15,0	1,5	19,0	12,0	8,0
10221.53.51	15,0	2,5	19,0	12,0	9,0
10222.53.51	15,0	3,5	19,0	12,0	10,0
10230.53.51	14,0	3,0	20,0	12,0	9,0
10231.53.51	14,0	3,0	20,0	10,0	9,0
10235.53.51	15,0	3,0	22,0	10,0	9,0

MATERIALE | MATERIAL: PVC | PVC**COLORI STANDARD | STANDARD COLOURS:** Nero - A richiesta Bianco o Grigio | Black - White/Grey on demand

P/N	DIMENSIONI Sizes				
	A	B	D	d	H
10265.53.51	4,8	1,6	8,0	3,2	6,4
10270.53.51	6,0	1,5	10,0	3,0	5,5
10271.53.51	6,0	1,5	10,0	3,5	5,5
10272.53.51	6,0	1,5	10,0	4,0	5,5
10273.53.51	6,0	1,5	10,0	4,5	5,5
10274.53.51	6,0	1,5	10,0	5,0	5,5
10275.53.51	6,0	2,0	10,0	3,0	6,0
10276.53.51	6,0	2,0	10,0	3,5	6,0
10277.53.51	6,0	2,0	10,0	4,0	6,0
10278.53.51	6,0	2,0	10,0	4,5	6,0
10279.53.51	6,0	2,0	10,0	5,0	6,0
10280.53.51	6,0	3,0	10,0	3,0	7,0
10281.53.51	6,0	3,0	10,0	3,5	7,0
10282.53.51	6,0	3,0	10,0	4,0	7,0
10283.53.51	6,0	3,0	10,0	4,5	7,0
10284.53.51	8,0	3,0	10,0	5,0	7,0

P/N	DIMENSIONI Sizes				
	A	B	D	d	H
10285.53.51	7,5	3,25	10,0	4,0	8,0
10290.53.51	8,0	2,5	12,0	5,0	7,0
10300.53.51	8,0	3,0	12,0	3,0	7,0
10301.53.51	8,0	3,0	12,0	4,0	7,0
10302.53.51	8,0	3,0	12,0	5,0	7,0
10303.53.51	8,0	3,0	12,0	6,0	7,0
10304.53.51	8,0	3,5	12,0	3,0	7,5
10305.53.51	8,0	3,5	12,0	4,0	7,5
10306.53.51	8,0	3,5	12,0	5,0	7,5
10307.53.51	8,0	3,5	12,0	6,0	7,5
10308.53.51	8,0	2,0	12,0	3,0	6,0
10309.53.51	8,0	2,0	12,0	4,0	6,0
10310.53.51	8,0	2,0	12,0	5,0	6,0
10311.53.51	8,0	2,0	12,0	6,0	6,0
10312.53.51	9,0	1,0	12,0	6,0	5,0

MATERIALE | MATERIAL: PVC | PVC**COLORI STANDARD | STANDARD COLOURS:** Nero - A richiesta Bianco o Grigio | Black - White/Grey on demand

P/N	DIMENSIONI Sizes				
	A	B	D	d	H
10450.53.51	23,0	2,0	28,0	19,0	8,0
10451.53.51	23,0	3,0	28,0	19,0	9,0
10452.53.51	23,0	4,0	28,0	19,0	10,0
10460.53.51	24,0	2,0	32,0	15,5	8,5
10461.53.51	24,0	3,0	32,0	15,5	9,5
10462.53.51	24,0	4,0	32,0	15,5	10,5
10463.53.51	24,0	2,0	32,0	17,5	8,5
10464.53.51	24,0	3,0	32,0	17,5	9,5
10465.53.51	24,0	4,0	32,0	17,5	10,5
10466.53.51	24,0	2,0	32,0	19,5	8,5
10467.53.51	24,0	3,0	32,0	19,5	9,5
10468.53.51	24,0	4,0	32,0	19,5	10,5
10470.53.51	26,0	2,0	35,0	18,0	8,5
10471.53.51	26,0	3,0	35,0	18,0	9,5
10472.53.51	26,0	4,0	35,0	18,0	10,5
10473.53.51	26,0	2,0	35,0	20,0	8,5

P/N	DIMENSIONI Sizes				
	A	B	D	d	H
10474.53.51	26,0	3,0	35,0	20,0	9,5
10475.53.51	26,0	4,0	35,0	20,0	10,5
10476.53.51	26,0	2,0	35,0	22,0	8,5
10477.53.51	26,0	3,0	35,0	22,0	9,5
10478.53.51	26,0	4,0	39,0	22,0	10,5
10490.53.51	34,0	2,0	39,0	28,0	7,0
10491.53.51	34,0	3,0	39,0	28,0	8,0
10492.53.51	34,0	4,0	39,0	28,0	9,0
10500.53.51	39,0	2,0	45,0	35,0	7,0
10501.53.51	39,0	3,0	45,0	35,0	8,0
10502.53.51	39,0	4,0	45,0	35,0	9,0
10510.53.51	11,0	9,0	14,0	5,0	15,0
10511.53.51	11,0	9,0	14,0	6,0	15,0
10512.53.51	11,0	9,0	14,0	7,0	15,0
10513.53.51	11,0	9,0	14,0	8,0	15,0

MATERIALE | MATERIAL: PVC | PVC**COLORI STANDARD | STANDARD COLOURS:** Nero - A richiesta Bianco o Grigio | Black - White/Grey on demand

P/N	DIMENSIONI Sizes				
	A	B	D	d	H
10520.53.51	10,0	6,0	15,0	8,0	12,0
10521.53.51	10,0	6,0	15,0	6,0	12,0
10530.53.51	11,5	8,0	17,5	4,0	13,5
10531.53.51	11,5	8,0	17,5	5,0	13,5
10532.53.51	11,5	8,0	17,5	6,0	13,5
10533.53.51	11,5	8,0	17,5	7,0	13,5
10534.53.51	11,5	8,0	17,5	8,0	13,5
10535.53.51	11,5	8,0	17,5	9,0	13,5
10536.53.51	11,5	8,0	17,5	10,0	13,5
10540.53.51	13,0	5,0	20,0	9,0	10,0
10550.53.51	13,5	10,0	16,0	5,0	14,0
10551.53.51	13,5	10,0	16,0	6,0	14,0
10552.53.51	13,5	10,0	16,0	7,0	14,0
10553.53.51	13,5	10,0	16,0	8,0	14,0
10554.53.51	13,5	10,0	16,0	9,0	14,0
10555.53.51	13,5	10,0	16,0	10,0	14,0

P/N	DIMENSIONI Sizes				
	A	B	D	d	H
10570.53.51	13,0	7,0	16,0	2,0	13,0
10571.53.51	13,0	7,0	16,0	4,0	13,0
10572.53.51	13,0	7,0	16,0	6,0	13,0
10573.53.51	13,0	7,0	16,0	8,0	13,0
10574.53.51	13,0	7,0	16,0	10,0	13,0
10580.53.51	15,0	5,0	21,0	6,0	10,0
10581.53.51	15,0	5,0	21,0	7,0	10,0
10582.53.51	15,0	5,0	21,0	8,0	10,0
10583.53.51	15,0	5,0	21,0	9,0	10,0
10584.53.51	15,0	5,0	21,0	10,0	10,0
10585.53.51	15,0	5,0	21,0	11,0	10,0
10586.53.51	15,0	5,0	21,0	12,0	10,0
10600.53.51	21,0	7,0	26,0	12,0	14,0
10601.53.51	21,0	7,0	26,0	13,0	14,0
10602.53.51	21,0	7,0	26,0	14,0	14,0

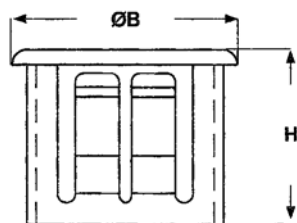
MATERIALE | MATERIAL: PVC | PVC**COLORI STANDARD | STANDARD COLOURS:** Nero - A richiesta Bianco o Grigio | Black - White/Grey on demand



P/N	DIMENSIONI Sizes				
	A	B	D	d	H
10320.53.51	7,0	1,0	11,5	3,5	8,0
10330.53.51	8,0	1,0	12,0	4,0	8,0
10340.53.51	9,0	3,5	14,0	2,0	6,5
10341.53.51	9,0	3,5	14,0	3,0	6,5
10342.53.51	9,0	3,5	14,0	4,0	6,5
10343.53.51	9,0	3,5	14,0	5,0	6,5
10344.53.51	9,0	3,5	14,0	6,0	6,5
10345.53.51	9,0	3,5	14,0	7,0	6,5
10346.53.51	9,0	3,5	14,0	8,0	6,5
10350.53.51	10,0	2,5	14,0	8,0	8,5
10360.53.51	12,0	2,0	16,0	9,0	6,0
10370.53.51	12,0	1,5	18,0	7,0	11,5
10380.53.51	12,0	3,0	18,0	7,0	10,0
10381.53.51	12,0	3,0	18,0	8,0	10,0
10382.53.51	12,0	3,0	18,0	9,0	10,0

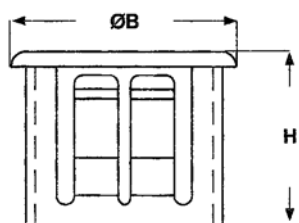
P/N	DIMENSIONI Sizes				
	A	B	D	d	H
10383.53.51	12,0	3,0	18,0	10,0	10,0
10390.53.51	15,0	2,0	20,5	7,0	7,0
10391.53.51	15,0	2,0	20,5	8,0	7,0
10392.53.51	15,0	2,0	20,5	9,0	7,0
10393.53.51	15,0	2,0	20,5	10,0	7,0
10394.53.51	15,0	2,0	20,5	11,0	7,0
10395.53.51	15,0	2,0	20,5	12,0	7,0
10396.53.51	15,0	2,0	20,5	13,0	7,0
10410.53.51	18,0	2,0	23,0	10,0	8,0
10411.53.51	18,0	2,0	23,0	11,0	8,0
10412.53.51	18,0	2,0	23,0	12,0	8,0
10413.53.51	18,0	2,0	23,0	13,0	8,0
10414.53.51	18,0	2,0	23,0	14,0	8,0
10415.53.51	18,0	2,0	23,0	15,0	8,0
10416.53.51	18,0	2,0	23,0	16,0	8,0

MATERIALE | MATERIAL: PVC | PVC**COLORI STANDARD** | STANDARD COLOURS: Nero - A richiesta Bianco o Grigio | Black - White/Grey on demand

P/N	DIMENSIONI Sizes					TIPO Type
	A	B	D	d	H	
10420.53.51	18,0	2,0	24,0	10,0	7,5	
10421.53.51	18,0	3,0	24,0	10,0	8,5	
10422.53.51	18,0	4,0	24,0	10,0	9,5	
10423.53.51	18,0	2,0	24,0	11,0	7,5	
10424.53.51	18,0	3,0	24,0	11,0	8,5	
10425.53.51	18,0	4,0	24,0	11,0	9,5	
10426.53.51	18,0	2,0	24,0	12,0	7,5	
10427.53.51	18,0	3,0	24,0	12,0	8,5	
10428.53.51	18,0	4,0	24,0	12,0	9,5	
10429.53.51	18,0	2,0	24,0	13,0	7,5	
10430.53.51	18,0	3,0	24,0	13,0	8,5	
10431.53.51	18,0	4,0	24,0	13,0	9,5	
10432.53.51	18,0	2,0	24,0	14,0	7,5	
10433.53.51	18,0	3,0	24,0	14,0	8,5	
10434.53.51	18,0	4,0	24,0	14,0	9,5	
10435.53.51	18,0	2,0	24,0	15,0	7,5	
10436.53.51	18,0	3,0	24,0	15,0	8,5	
10437.53.51	18,0	4,0	24,0	15,0	9,5	
10438.53.51	18,0	2,0	24,0	16,0	7,5	
10439.53.51	18,0	3,0	24,0	16,0	8,5	
10440.53.51	18,0	4,0	24,0	16,0	9,5	
10445.53.51	21,0	2,0	28,0	16,0	8,0	
10446.53.51	21,0	3,0	28,0	16,0	9,0	
10447.53.51	21,0	4,0	28,0	16,0	10,0	
10620.53.51	10,0	19,0	13,5	4,0	25,0	
10621.53.51	10,0	19,0	13,5	5,0	25,0	
10622.53.51	10,0	19,0	13,5	6,0	25,0	
10623.53.51	10,0	19,0	13,5	7,0	25,0	
10624.53.51	10,0	19,0	13,5	8,0	25,0	

MATERIALE | MATERIAL: Nylon 66 | PA 66**COLORI STANDARD** | STANDARD COLOURS: Nero | Black**AUTOESTINGUENZA** | UL FLAMMABILITY: UL 94 - V2

P/N	DIMENSIONI Sizes			PANNELLO Panel	
	Ø B	H	Ø INTERNO Internal	Ø FORO Hole	SPESSORE Thickness
42565.10.11	10,7	9,9	6,7	9,5	3,2
42572.10.11	12,7	10,3	8,4	11,1	3,2
00101.94.11UL 	14,3	10,3	7,9	12,7	3,2
42564.10.11	16,3	10,3	9,9	14,3	3,2
42567.10.11	17,5	10,3	11,5	15,9	3,2
00102.94.11UL 	20,2	10,3	13,9	19,0	3,2
42569.10.11	23,4	10,3	17,7	22,2	3,2
05897.21.11	26,6	10,3	20,6	25,4	3,2
42573.10.11	29,4	10,3	22,2	27,8	3,2
42574.10.11	34,1	10,3	26,6	31,8	3,2
42575.10.11	37,3	10,3	29,7	34,9	3,2
42571.10.11	40,1	10,7	31,7	38,1	3,2

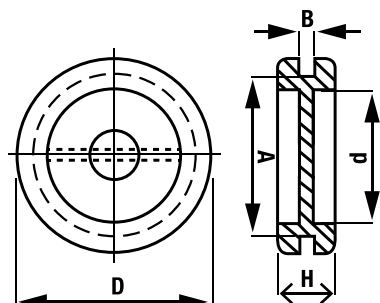
MATERIALE | MATERIAL: Nylon 66 | PA 66**COLORI STANDARD** | STANDARD COLOURS: Nero | Black**AUTOESTINGUENZA** | UL FLAMMABILITY: UL 94 - V2

P/N	DIMENSIONI Sizes			PANNELLO Panel	
	Ø B	H	Ø INTERNO Internal	Ø FORO Hole	SPESSORE Thickness
43400.10.11	7,9	7,9	3,2	6,4	1,0
43404.10.11	7,9	7,9	3,2	6,4	1,6
43405.10.11	9,5	7,9	4,8	7,9	1,6
43407.10.11	11,9	10,3	4,8	9,5	3,2
43408.10.11	11,9	10,3	6,4	9,5	3,2
43409.10.11	11,9	10,3	7,1	9,5	4,3
43411.10.11	13,5	10,3	6,8	11,1	3,2
43414.10.11	14,5	10,3	6,4	12,7	3,2
43415.10.11	14,5	10,3	7,9	12,7	3,2
43418.10.11	16,7	10,3	7,9	14,3	3,2
43619.10.11	16,7	10,3	9,9	14,3	3,2
43621.10.11	16,7	10,3	11,1	14,3	3,2
43622.10.11	18,2	10,3	6,4	15,9	3,2
43623.10.11	18,2	10,3	11,1	15,9	3,2
43624.10.11	18,2	10,3	12,7	15,9	3,2
43650.10.11	17,9	13,5	12,7	15,9	7,1
43627.10.11	19,8	10,3	12,7	17,4	3,2
43628.10.11	19,8	10,3	14,3	17,4	3,2
43828.10.11	21,6	10,3	9,9	19,1	3,2
43829.10.11	21,6	10,3	12,7	19,1	3,2
43830.10.11	21,6	10,3	14,3	19,1	3,2
43831.10.11	21,6	10,3	15,5	19,1	3,2
43651.10.11	21,0	13,5	15,9	19,1	6,4
44033.10.11	22,6	10,3	14,3	20,6	3,2
44034.10.11	22,6	10,3	15,9	20,6	3,2
44035.10.11	24,2	11,5	9,5	22,2	3,2
44036.10.11	24,2	11,5	11,1	22,2	3,2
44037.10.11	24,2	11,5	12,7	22,2	3,2
44038.10.11	24,2	11,5	14,3	22,2	3,2
44039.10.11	24,2	11,5	15,9	22,2	3,2
05833.21.11	24,2	11,5	17,5	22,2	3,2

Standard cable bushings with central membrane

MATERIALE | MATERIAL: PVC | PVC

COLORI STANDARD | STANDARD COLOURS: Nero - A richiesta Bianco o Grigio | Black - White/grey on demand



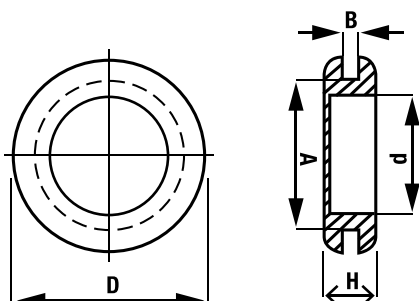
P/N	DIMENSIONI Sizes				
	A	B	D	d	H
10710.53.51M	15,0	1,5	19,0	12,0	8,0
10711.53.51M	15,0	2,5	19,0	12,0	9,0
10712.53.51M	15,0	3,5	19,0	12,0	10,0
10703.53.51M	18,5	2,0	23,0	11,0	8,0
10713.53.51M	19,0	2,5	24,0	14,0	7,0
10714.53.51M	20,5	2,0	24,0	13,5	7,5
10720.53.51M	21,0	2,0	28,0	16,0	8,0
10721.53.51M	21,0	3,0	28,0	16,0	9,0
10722.53.51M	21,0	4,0	28,0	16,0	10,0
10724.53.51M	21,0	2,0	28,0	17,5	8,0
10730.53.51M	35,0	1,0	41,0	29,0	12,0
10733.53.51M	26,0	2,0	34,0	21,0	8,0
10735.53.51M	37,0	2,0	45,0	29,0	7,0

PASSACAVI STANDARD CON MEMBRANA DECENTRATA

Standard cable bushings with decentralized membrane

MATERIALE | MATERIAL: PVC | PVC


COLORI STANDARD | STANDARD COLOURS: Nero - A richiesta Bianco o Grigio | Black - White/grey on demand



P/N	DIMENSIONI Sizes				
	A	B	D	d	H
10275.53.51M	6,0	2,0	10,0	3,0	6,0
10314.53.51M	9,0	3,0	12,0	5,5	7,0
10010.53.51M	8,5	2,5	14,0	6,0	7,0
10089.53.51M	11,5	3,0	14,5	10,0	11,0
10104.53.51M	11,0	1,5	15,0	8,0	7,5
10116.53.01M	10,0	1,5	15,0	8,0	6,0
10145.53.51M	11,0	0,5	16,0	8,0	6,0
10159.53.51M	11,5	3,0	16,0	6,0	8,0
10172.53.51M	12,0	1,5	17,0	6,0	7,0
10175.53.51M	12,0	1,5	17,0	9,0	7,0
10180.53.51M	13,5	2,0	17,5	10,0	7,0
10196.53.51M	15,0	1,5	18,5	9,0	8,0
10220.53.51M	15,0	1,5	19,0	12,0	8,0
10830.53.51M	24,0	2,0	32,0	15,5	8,5
10831.53.51M	24,0	3,0	32,0	15,5	9,5
10832.53.51M	24,0	4,0	32,0	15,5	10,5
10833.53.51M	24,0	2,0	32,0	17,5	8,5
10834.53.51M	24,0	3,0	32,0	17,5	9,5
10835.53.51M	24,0	4,0	32,0	17,5	10,5
10836.53.51M	24,0	2,0	32,0	19,5	8,5
10837.53.51M	24,0	3,0	32,0	19,5	9,5
10838.53.51M	24,0	4,0	32,0	19,5	10,5

PASSACAVI STANDARD CON MEMBRANA FORATA**Standard cable bushings with perforated membrane****MATERIALE** | MATERIAL: PVC | PVC**COLORI STANDARD** | STANDARD COLOURS: Nero - A richiesta Bianco o Grigio | Black - White/grey on demand

P/N	DIMENSIONI Sizes					TIPO Type
	A	B	D	d	H	
10670.53.51M	15,0	1,5	19,0	4,0	8,0	
10671.53.51M	15,0	3,0	19,0	4,0	9,5	
10672.53.51M	15,0	4,0	19,0	4,0	10,5	
10680.53.51M	21,0	2,0	28,0	6,5	8,0	
10681.53.51M	21,0	3,0	28,0	6,5	9,0	
10682.53.51M	21,0	4,0	28,0	6,5	10,0	
10683.53.51M	34,0	2,0	39,0	9,0	7,0	
10684.53.51M	34,0	3,0	39,0	9,0	8,0	
10685.53.51M	34,0	4,0	39,0	9,0	9,0	
10686.53.51M	34,0	2,0	39,0	13,0	7,0	
10687.53.51M	34,0	3,0	39,0	13,0	8,0	
10688.53.51M	34,0	4,0	39,0	13,0	9,0	
10740.53.51M	58,0	2,0	67,0	47,0	10,0	
10745.53.51M	78,0	2,0	90,0	70,0	10,0	



PIEDINI


FEET

PIEDINI | *Feet*

PIEDINI REGOLABILI
Adjustable leveling feet

PIEDINO COMPRESSORE
Feet for compressor

PIEDINI ADESIVI | *Bumpers*



MATERIALE | MATERIAL: PVC - TPE | PVC - TPE

COLORI STANDARD | STANDARD COLOURS: Nero - Bianco | Black - White



P/N	DIMENSIONI Sizes				TIPO Type
	D	d	H	L	
00001.91.51	13,0	9,6	3,0	11,7	
30000.53.21	5,0	3,0	4,0	8,0	
04400.21.51	8,0	4,5	2,0	7,0	
04401.21.51	8,0	4,5	3,0	8,0	
04402.21.51	8,0	4,5	4,0	9,0	
04403.21.51	8,0	4,5	5,0	10,0	
04404.21.51	8,0	4,5	6,0	11,0	
00420.21.51	9,0	5,0	3,0	9,0	
30020.53.51	10,0	8,0	3,0	12,0	
30090.53.51	16,0	10,0	6,0	16,0	
72201.21.51	7,0	3,5	1,5	6,5	
30050.53.51	8,0	5,0	3,0	6,0	
30051.53.51	8,0	5,0	3,0	8,0	
30052.53.51	8,0	5,0	3,0	10,0	
30053.53.51	8,0	5,0	3,0	12,0	
30040.53.51	8,0	6,0	2,0	6,0	
30041.53.51	8,0	6,0	2,0	8,0	
30042.53.51	8,0	6,0	2,0	10,0	
30043.53.51	8,0	6,0	2,0	12,0	
30060.53.51	12,0	8,0	2,0	6,5	

MATERIALE | MATERIAL: PVC - Polietilene | PVC - Polyethylene

COLORI STANDARD | STANDARD COLOURS: Nero - Bianco | Black - White

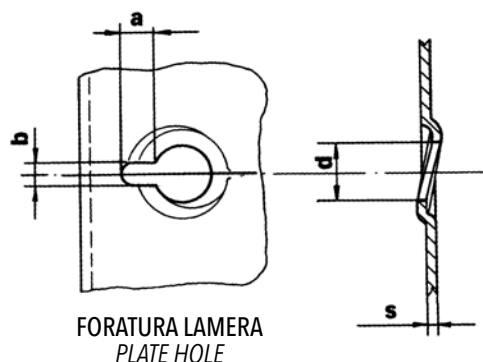
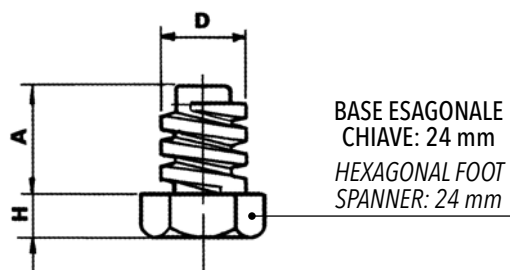


P/N	DIMENSIONI Sizes						TIPO Type
	D	d	E	H	L	S	
00445.21.51	7,0	6,0	12,0	2,0	8,0	1,0	
00446.21.51	7,0	6,0	12,0	4,5	10,5	1,0	
30111.53.51	7,0	6,0	13,0	9,0	15,0	1,0	
30112.53.51	8,0	7,0	13,0	9,0	15,0	1,0	
30113.53.51	9,0	8,0	13,0	9,0	15,0	1,0	
30114.53.51	10,0	9,0	13,0	9,0	15,0	1,0	
00441.21.51	4,0	1,25	8,0	1,5	5,0	1,0	
30190.53.51	6,0	3,0	12,0	2,5	16,0	1,5	
30191.53.51	6,0	3,0	12,0	4,0	16,0	1,5	
30192.53.51	6,0	3,0	12,0	6,0	16,0	1,5	
30120.53.51	6,0	2,0	12,0	3,0	8,0	-	
30121.53.51	6,0	3,0	12,0	3,0	8,0	-	
30130.53.51	9,0	3,0	19,0	5,0	12,0	-	
30131.53.51	9,0	4,0	19,0	5,0	12,0	-	
30132.53.51	9,0	5,0	19,0	5,0	12,0	-	
30180.53.21	12,0	3,0	24,0	6,0	21,0	-	
30181.53.21	12,0	4,0	24,0	6,0	21,0	-	
30182.53.21	12,0	5,0	24,0	6,0	21,0	-	
30183.53.21	12,0	6,0	24,0	6,0	21,0	-	
30184.53.21	12,0	7,0	24,0	6,0	21,0	-	

PIEDINI REGOLABILI | Adjustable leveling feet

MATERIALE | MATERIAL: Polietilene | Polyethylene

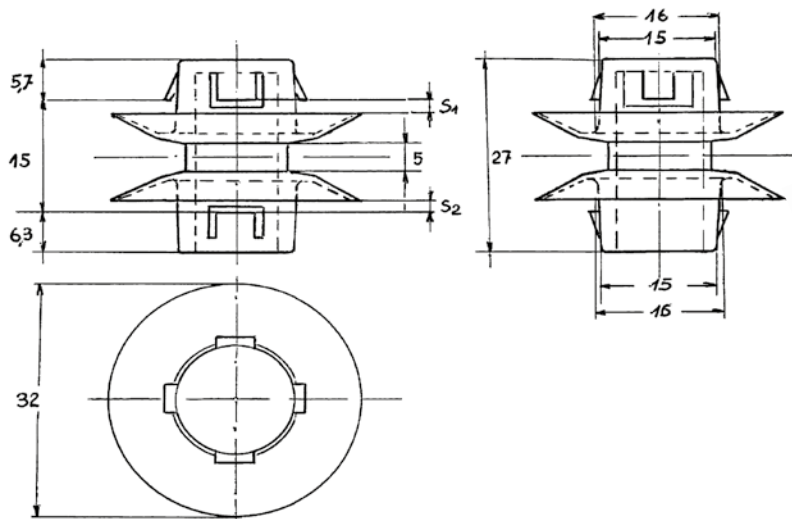
COLORI STANDARD | STANDARD COLOURS: Nero | Black



P/N	DIMENSIONI Sizes			PANNELLO Panel			
	A	D	H	d	a	b	s
00080.94.21	23	Ø 17,8	11	Ø 12	8	4	2 max
00081.94.21	23	Ø 17,8	17	Ø 12	8	4	2 max

MATERIALE | MATERIAL: Poliammide 6.6 | PA 6.6

COLORI STANDARD | STANDARD COLOURS: Naturale | Natural



P/N	DIMENSIONI Sizes
-----	--------------------

00707.42.10

Come da disegno tecnico.
See technical drawing.

MATERIALE | MATERIAL: Poliuretano | Polyurethane

COLORI STANDARD | STANDARD COLOURS: Trasparente - Nero - Bianco | Clear - Black - White



P/N	DIMENSIONI Sizes		TIPO Type
	W	H	
04020.22.51	10,2	2,5	
04032.22.51	12,7	3,0	
26003.22.51	12,7	5,8	
04026.22.51	19,8	6,4	
02498.22.51	20,6	7,6	
04034.22.51	9,5	3,2	
04002.22.51	9,5	4,8	
04005.22.51	12,7	1,5	
04001.22.51	12,7	3,5	
02493.22.51	12,7	6,4	
04011.22.51	16,5	10,2	
04044.22.51	19,1	4,1	
04041.22.51	19,8	5,1	
04024.22.51	20,6	3,0	
04072.22.51	31,24	2,54	
04040.22.51	6,4	1,6	
04027.22.51	7,9	2,2	
04007.22.51	8,5	2,2	
04012.22.51	9,5	3,8	
04022.22.51	9,5	5,4	
04200.22.51	11,1	5,1	
04015.22.51	15,7	7,9	
26005.22.51	17,8	9,6	
04004.22.51	19,1	1,9	

P/N	DIMENSIONI Sizes		TIPO Type
	W	H	
04030.22.51	46,0	15,2	
26017.22.51	22,3	10,2	
04400.22.51	19,8	9,7	
04036.22.51	25,4	4,6	
04037.22.51	18,3	14,2	

Tutte le quote sono espresse in mm. Le quote indicate nel presente catalogo sono indicative. Possono essere da noi effettuate variazioni senza obbligo di preavviso.
All sizes in mm. The quotes indicated in this catalogue are indicative. We may make changes without notice.

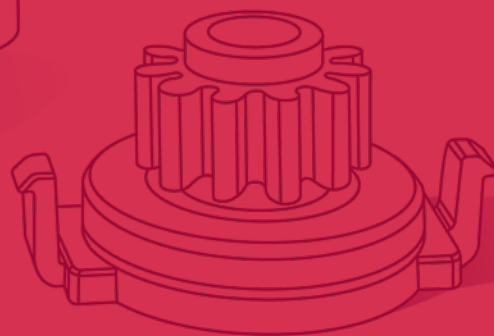

RALLENTATORI

ROTARY DAMPERS

CON FISSAGGIO A SCATTO
Snap in mounting

CON FISSAGGIO A VITE
Mounting with screw

CON FISSAGGIO A VITE "GRANDI"
Mounting with screw "big"



CON FISSAGGIO A SCATTO | Snap in mounting

MATERIALE | MATERIAL: Nylon 66 | PA 66

COLORI STANDARD | STANDARD COLOURS: Nero | Black



P/N	MOMENTO TORCENTE <i>Torque</i>	TIPO <i>Type</i>
30250.39.009	0,12 Ncm	
30250.39.06	0,25 Ncm	
30250.39.002	0,30 Ncm	
30250.39.05	0,45 Ncm	
30250.39.01	0,60 Ncm	
30250.39.04	0,95 Ncm	
30250.39.03	1,20 Ncm	
30250.39.001	1,50 Ncm	
30250.39.09	2,20 Ncm	
30290.39.009	0,12 Ncm	
30290.39.06	0,25 Ncm	
30290.39.002	0,30 Ncm	
30290.39.05	0,45 Ncm	
30290.39.01	0,60 Ncm	
30290.39.04	0,95 Ncm	
30290.39.03	1,20 Ncm	
30290.39.001	1,50 Ncm	
30290.39.09	2,20 Ncm	
30291.39.009	0,12 Ncm	
30291.39.06	0,25 Ncm	
30291.39.002	0,30 Ncm	
30291.39.05	0,45 Ncm	
30291.39.01	0,60 Ncm	
30291.39.04	0,95 Ncm	
30291.39.03	1,20 Ncm	
30291.39.001	1,50 Ncm	
30291.39.09	2,20 Ncm	

Tutte le quote sono espresse in mm. Le quote indicate nel presente catalogo sono indicative. Possono essere da noi effettuate variazioni senza obbligo di preavviso.
 All sizes in mm. The quotes indicated in this catalogue are indicative. We may make changes without notice.

MATERIALE | MATERIAL: Nylon 66 | PA 66

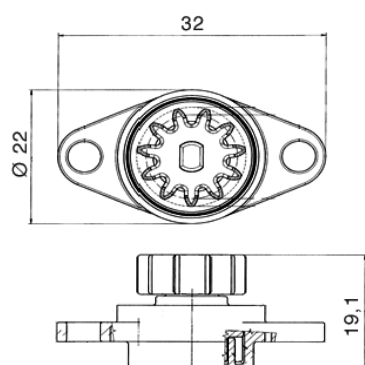
COLORI STANDARD | STANDARD COLOURS: Nero | Black



P/N	MOMENTO TORCENTE Torque	TIPO Type
30252.39.009	0,12 Ncm	
30252.39.06	0,25 Ncm	
30252.39.002	0,30 Ncm	
30252.39.05	0,45 Ncm	
30252.39.01	0,60 Ncm	
30252.39.04	0,95 Ncm	
30252.39.03	1,20 Ncm	
30252.39.001	1,50 Ncm	
30252.39.09	2,20 Ncm	
30300.39.009	0,12 Ncm	
30300.39.06	0,25 Ncm	
30300.39.002	0,30 Ncm	
30300.39.05	0,45 Ncm	
30300.39.01	0,60 Ncm	
30300.39.04	0,95 Ncm	
30300.39.03	1,20 Ncm	
30300.39.001	1,50 Ncm	
30300.39.09	2,20 Ncm	
30329.39.009	0,12 Ncm	
30329.39.06	0,25 Ncm	
30329.39.002	0,30 Ncm	
30329.39.05	0,45 Ncm	
30329.39.01	0,60 Ncm	
30329.39.04	0,95 Ncm	
30329.39.03	1,20 Ncm	
30329.39.001	1,50 Ncm	
30329.39.09	2,20 Ncm	

MATERIALE | MATERIAL: Nylon 66 | PA 66

COLORI STANDARD | STANDARD COLOURS: Nero | Black



P/N	MOMENTO TORCENTE <i>Torque</i>	DIREZIONE RALLENTATA <i>Slowed direction</i>
30196.39.07A	3,0 Ncm	SX
30196.39.11A	4,0 Ncm	SX
30196.39.08A	5,5 Ncm	SX
30196.39.09A	7,5 Ncm	SX
30196.39.10A	11,0 Ncm	SX
30196.39.12A	15,0 Ncm	SX
30197.39.07B	3,0 Ncm	DX
30197.39.11B	4,0 Ncm	DX
30197.39.08B	5,5 Ncm	DX
30197.39.09B	7,5 Ncm	DX
30197.39.10B	11 Ncm	DX
30197.39.12B	15,0 Ncm	DX

P/N	MOMENTO TORCENTE <i>Torque</i>	DIREZIONE RALLENTATA <i>Slowed direction</i>
30174.39.07	3,0 Ncm	DX + SX
30174.39.11	4,0 Ncm	DX + SX
30174.39.08	5,5 Ncm	DX + SX
30174.39.09	7,5 Ncm	DX + SX
30174.39.10	11,0 Ncm	DX + SX
30174.39.12	15,0 Ncm	DX + SX



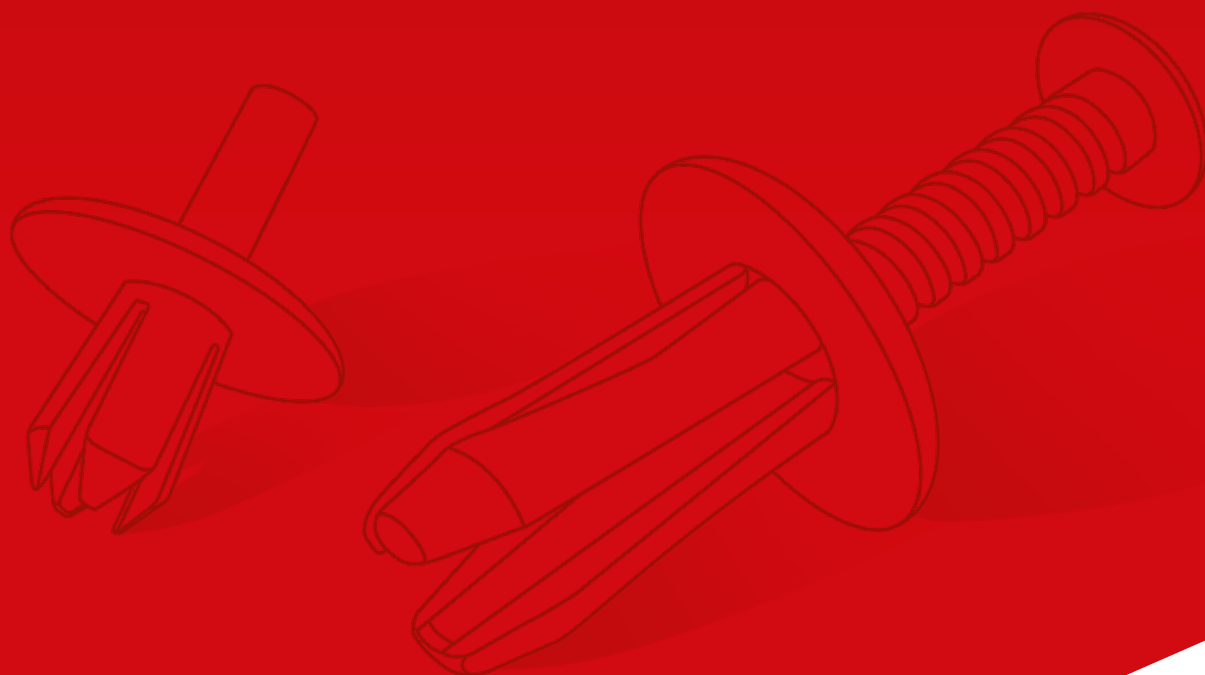
RIVETTI

RIVETS

RIVETTI | *Rivets*

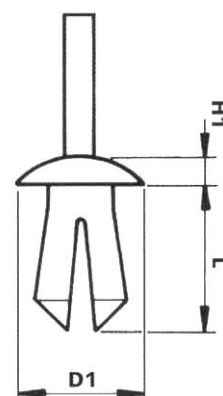
SCRIVETS | *Scrivets*

RIVETTI A PRESSIONE | *Push rivets*

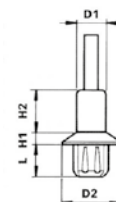
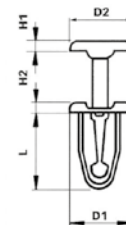


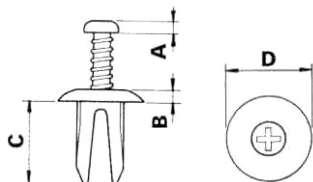
MATERIALE | MATERIAL: Nylon 66 | PA 66**COLORI STANDARD** | STANDARD COLOURS: Naturale - Nero - Bianco | Natural - Black - White

P/N	DIMENSIONI Sizes			PANNELLO Panel		TIPO Type
	D1	L	H1	Ø FORO Hole	SPESSORE Thickness	
02282.22.10	Ø 4,7	5,0	1,2	3 ÷ 3,2	1,0 ÷ 3,5	
06715.21.10	Ø 7,1	7,6	1,9	4,0	1,57 ÷ 5,0	
03006.19.11	Ø 7,15	7,4	2,0	4,75 ÷ 5,4	1,5 ÷ 5,0	
00029.02.11	Ø 16,0	10,0	2,0	5,5	2,0 ÷ 6,0	
00150.02.10	Ø 9,5	11,8	2,0	5,5	2,0 ÷ 7,5	
00057.21.11	Ø 11,0	10,0	2,0	6,2	2,0 ÷ 7,5	
01499.94.11	Ø 15,0	12,0	2,0	6,5	5,5 ÷ 9,5	
06752.94.11	Ø 23,0	12,0	2,5	6,5	5,0 ÷ 8,0	
02321.94.11U	Ø 14,0	15,0	2,0	6,5	3,5 ÷ 11,0	
02022.33.11	Ø 16,0	13,0	2,0	8,0	3,0 ÷ 6,0	
03944.02.11	Ø 22,0	13,6	10,0	12,0	1,0 ÷ 7,0	



P/N	DIMENSIONI Sizes					PANNELLO Panel		TIPO Type
	D1	D2	L	H1	H2	Ø FORO Hole	SPESSORE Thickness	
01839.94.11	Ø 10,0	Ø 10,0	14,5	1,6	1,6	5,5 ÷ 6,5	1,0 ÷ 4,0	
02381.95.11L	Ø 10,0	Ø 10,0	18,4	1,6	1,6	6,5	1,0 ÷ 8,0	
3980453100	Ø 8,2	Ø 8,2	13,9	1	7	8,2	3 ÷ 8,0	
01871.91.12	Ø 6,5	Ø 15,3	5,8	2,8	13,0	8,0	0,8 ÷ 2,0	

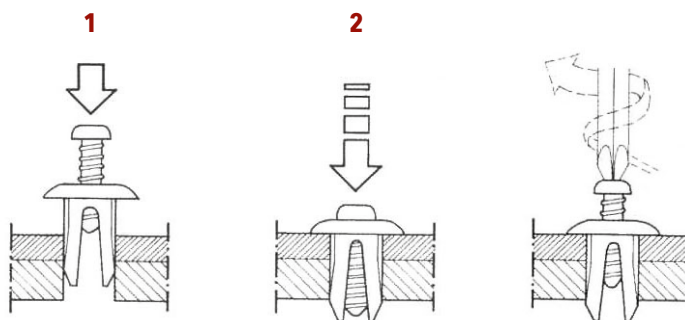


MATERIALE | MATERIAL: Nylon 66 | PA 66**COLORI STANDARD | STANDARD COLOURS:** Nero | Black**MONTAGGIO | MOUNTING**

- 1** - Inserire lo scrivet nel foro
Insert the scrivet into the hole
- 2** - Spingere l'inserto filettato nella sua sede
Push in the screw with a soft hammer

RIMOZIONE | REMOVAL

Svitare il perno mediante cacciavite
Unscrew the pin with a screwdriver

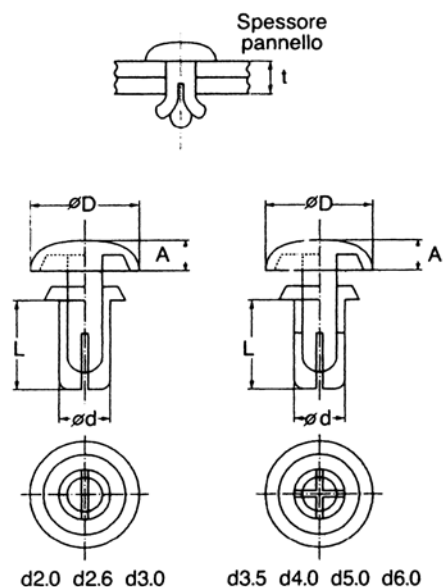


P/N	DIMENSIONI Sizes				PANNELLO Panel	
	A	B	C	D	Ø FORO Hole	SPESSORE Thickness
02710.22.11	3,0	1,5	11,0	12,0	5,0	3,8 ÷ 6,0
02001.94.11U	3,0	2,0	12,0	12,8	6,2 ÷ 6,5	3,0 ÷ 6,0
02384.22.11	3,0	1,5	11,0	16,0	6,5	4,0 ÷ 6,0
01640.15.11	2,0	2,0	19,0	18,0	8,0	6,0 ÷ 14,0
02485.01.11	2,0	2,0	19,0	18,0	10,0	6,0 ÷ 14,0

RIVETTI A PRESSIONE | Push rivets

MATERIALE | MATERIAL: Nylon 6 | PA 6

COLORI STANDARD | STANDARD COLOURS: Nero - Bianco | Black - White

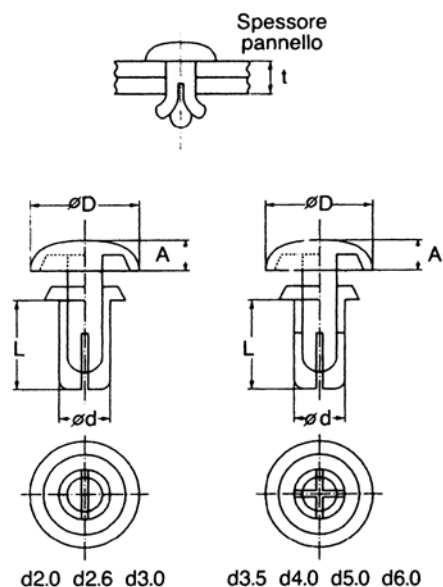


P/N	DIMENSIONI Sizes					
	d	FORO Hole	t	Ø D	A	L
14001.16.11	2,0	2,1	0,6 ÷ 1,2	4,2	1,2	2,4
14002.16.11	2,0	2,1	1,3 ÷ 2,0	4,2	1,2	3,2
14003.16.11	2,0	2,1	2,1 ÷ 2,8	4,2	1,2	4,0
14004.16.11	2,0	2,1	2,9 ÷ 3,6	4,2	1,2	4,8
14005.16.11	2,0	2,1	3,7 ÷ 4,4	4,2	1,2	5,6
14006.16.11	2,6	2,7	1,0 ÷ 2,0	5,0	1,4	3,2
14007.16.11	2,6	2,7	2,1 ÷ 3,0	5,0	1,4	4,2
14008.16.11	2,6	2,7	2,7 ÷ 3,6	5,0	1,4	4,8
14009.16.11	2,6	2,7	3,4 ÷ 4,3	5,0	1,4	5,5
14010.16.11	3,0	3,1	1,0 ÷ 2,0	6,4	1,6	3,5
14011.16.11	3,0	3,1	2,0 ÷ 3,0	6,4	1,6	4,5
14012.16.11	3,0	3,1	3,0 ÷ 4,0	6,4	1,6	5,5
14013.16.11	3,0	3,1	4,0 ÷ 5,0	6,4	1,6	6,5
14014.16.11	3,0	3,1	5,0 ÷ 6,0	6,4	1,6	7,5
14015.16.11	3,0	3,1	5,5 ÷ 6,5	6,4	1,6	8,0
14016.16.11	3,0	3,1	6,5 ÷ 7,5	6,4	1,6	9,0
14017.16.11	3,0	3,1	7,5 ÷ 8,5	6,4	1,6	10,0
14018.16.11	3,5	3,6	1,1 ÷ 2,1	6,4	1,6	3,5
14019.16.11	3,5	3,6	2,2 ÷ 3,1	6,4	1,6	4,5

RIVETTI A PRESSIONE | Push rivets

MATERIALE | MATERIAL: Nylon 6 | PA 6

COLORI STANDARD | STANDARD COLOURS: Nero | Black



P/N	DIMENSIONI Sizes					
	d	FORO Hole	t	ØD	A	L
14020.16.11	3,5	3,6	2,7 ÷ 3,6	6,4	1,6	5,0
14021.16.11	3,5	3,6	3,2 ÷ 4,1	6,4	1,6	5,5
14022.16.11	3,5	3,6	3,7 ÷ 4,6	6,4	1,6	6,0
14023.16.11	3,5	3,6	4,7 ÷ 5,6	6,4	1,6	7,0
14024.16.11	3,5	3,6	5,7 ÷ 6,6	6,4	1,6	8,0
14025.16.11	4,0	4,1	2,5 ÷ 3,5	8,0	1,8	5,0
14026.16.11	4,0	4,1	3,5 ÷ 4,5	8,0	1,8	6,0
14027.16.11	4,0	4,1	4,5 ÷ 5,5	8,0	1,8	7,0
14028.16.11	4,0	4,1	5,5 ÷ 6,5	8,0	1,8	8,0
14029.16.11	4,0	4,1	6,5 ÷ 7,5	8,0	1,8	9,0
14030.16.11	4,0	4,1	7,5 ÷ 8,5	8,0	1,8	10,0
14031.16.11	5,0	5,1	1,5 ÷ 2,5	9,0	2,2	4,5
14032.16.11	5,0	5,1	2,5 ÷ 3,5	9,0	2,2	5,5
14033.16.11	5,0	5,1	3,5 ÷ 4,5	9,0	2,2	6,5
14034.16.11	5,0	5,1	4,5 ÷ 5,5	9,0	2,2	7,5
14035.16.11	5,0	5,1	5,5 ÷ 6,5	9,0	2,2	8,5
14036.16.11	5,0	5,1	6,5 ÷ 7,5	9,0	2,2	9,5
14037.16.11	5,0	5,1	7,5 ÷ 8,5	9,0	2,2	10,5
14038.16.11	6,0	6,1	2,5 ÷ 4,0	12,0	2,5	6,0



SERRACAVI

CABLE CLAMPS


SERRACAVI | *Cable clamps*

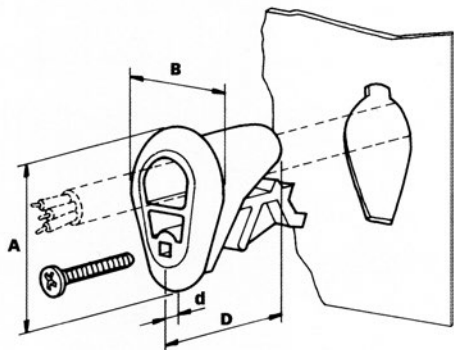
SERRACAVI A SCATTO

Cable clamps snap in mounting

SERRACAVI A PONTICELLO

Bridge cable clamps

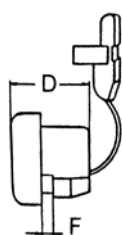
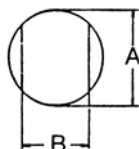


MATERIALE | MATERIAL: Nylon 66 | PA 66**COLORI STANDARD | STANDARD COLOURS:** Nero | Black

P/N	DIMENSIONI Sizes				PANNELLO Panel		Ø CAVO Cable	VITE Screw
	A	B	D	d	FORO Hole	SPESSORE Thickness		
00704.70.11	37,5	27,0	26,0	5,0	Richiedere dima di foratura Please request hole plan	0,6 ÷ 1,5	6,0 ÷ 12,0	ISO n° 10

MATERIALE | MATERIAL: Nylon 66 | PA 66

COLORI STANDARD | STANDARD COLOURS: Nero - Bianco | Black - White

DIMA DI FORATURA
DRILLING TEMPLATE


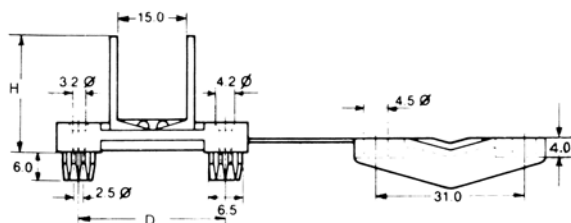
PER CAVI PIATTI | For flat cable

P/N	Ø CAVO Cable	DIMENSIONI Sizes			
		A	B	D	F
46601.10.11	2,3 x 4,6 2,8 x 5,3	9,5	8,8	10,3	1,6
46603.10.11	2,3 x 4,6 2,8 x 5,3	9,5	8,8	10,3	3,2
46583.10.11	3,0 x 5,6	11,1	9,9	10,3	1,0
46604.10.11	3,0 x 5,6	11,1	9,9	10,3	1,6
46926.10.11	3,0 x 5,6	11,1	9,9	10,3	2,5
46605.10.11	3,0 x 5,6	11,1	9,9	10,3	4,0
46608.10.11	3,0 x 5,6	12,7	11,3	11,2	2,5
46613.10.11	3,0 x 7,6 3,8 x 7,1	12,7	11,8	10,3	1,6
46611.10.11	3,0 x 7,6 3,8 x 7,1	12,7	11,8	10,3	2,5
46612.10.11	3,0 x 7,6 3,8 x 7,1	12,7	11,8	10,3	4,0
46610.10.11	3,8 x 8,6 4,1 x 7,6	12,7 ÷ 13,1	11,7	12,7	2,4
46607.10.11	3,8 x 8,6 4,1 x 7,6	12,7 ÷ 13,1	11,7	12,7	4,7
46617.10.11	3,8 x 10,2 4,1 x 10,4	14,3	13,5	15,5	3,2
46584.10.11	3,0 x 7,6 4,1 x 10,4	15,9	14	14,7	1,6
46585.10.11	3,0 x 7,6 4,1 x 10,4	15,9	14	14,7	2,5
46586.10.11	3,8 x 10,2 4,1 x 10,4	14,3	13,5	15,5	3,2
46587.10.11	3,8 x 10,2 4,1 x 10,4	10,5 ÷ 11,1	15,9 ÷ 16,3	11,9	4,0
46640.10.11	5,1 x 10,4 5,1 x 10,9	14,2	18,5	17,1	3,2
46642.10.11	6,1 x 10,7 6,1 x 12,9	19	22,2	19,8	3,2
46643.10.11	7,4 x 12,9 7,4 x 16,5	22,2	21,3	20,7	3,2
46641.10.11	8,1 x 16,5	22,2	21,2	20,6	3,2

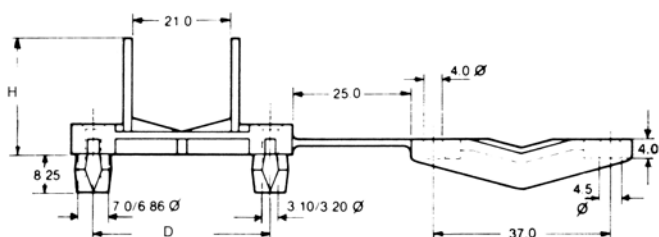
PER CAVI TONDI | For round cable

P/N	Ø CAVO Cable	DIMENSIONI Sizes			
		A	B	D	F
46600.10.11	3,2 ÷ 4,8	9,5	8,4	10,3	1,6
47032.10.11	5,6 ÷ 6,2	12,7	11,4	11,1	1,6
46621.10.11	5,6 ÷ 6,2	12,7	11,4	11,1	2,5
46614.10.11	6,4 ÷ 7,4	12,7 ÷ 13,1	11,4	11,1	1,6
46615.10.11	6,4 ÷ 7,4	12,7 ÷ 13,1	11,4	11,1	2,5
46616.10.11	6,4 ÷ 7,4	12,7 ÷ 13,1	11,4	11,1	4
46681.10.11	6,5 ÷ 7,4	12,7	11,4	11,1	2,5
46623.10.11	7,6	12,7	11,8	11,1	2,3
46627.10.11	7,6	15,9	14	14,7	1,6
46624.10.11	7,6	15,9	14	14,7	3,2
46625.10.11	8,3 ÷ 9,1	15,9	14	14,7	1,6
46626.10.11	8,3 ÷ 9,1	15,9	14	14,7	3,2
46628.10.11	8,3 ÷ 8,4	16,7	14	17,2	4
47220.10.11	9,1 ÷ 10,3	19	16,8	19,1	1,6
46633.10.11	9,1 ÷ 10,3	19	16,8	19,1	3,2
46636.10.11	9,4 ÷ 10,9	22,2	19,6	19,1	3,2
46635.10.11	9,4 ÷ 10,9	22,2	19,6	19,1	5,1
46641.10.11	10,8 ÷ 12,1	22,2	21,3	20,6	3,2
46644.10.11	13,5 ÷ 15,3	22,2	21,3	21,0	1,6
46637.10.11	13,5 ÷ 15,3	22,2	21,3	20,6	3,2
46638.10.11	13,5 ÷ 15,3	22,2	21,3	20,6	4,8
46639.10.11	15,2 ÷ 16,3	27,7 ÷ 28,6	25,4	25,4	7,1

SERRACAVI A PONTICELLO | Bridge cable clamps

MATERIALE | MATERIAL: Nylon 66 | PA 66**COLORI STANDARD | STANDARD COLOURS:** Naturale - Nero | Natural - Black

P/N	DIMENSIONI Sizes		PANNELLO Panel		Ø MAX CAVO Max cable	VITE Screw
	H	D	FORO Hole	SPESSORE Thickness		
20515.19.10	30,0	31,0	7,0 x 7,0	1,2 ÷ 2,0	14,0	ISO n° 8



P/N	DIMENSIONI Sizes		PANNELLO Panel		Ø MAX CAVO Max cable	VITE Screw
	H	D	FORO Hole	SPESSORE Thickness		
00839.19.11	24,0	37,0	Ø 7,6	0,8 ÷ 2,5	16,0	ISO n° 8

NOTA: per i serracavi ITW vedi pagina 205.**NOTE: for ITW cable clamps see page 205.**

SUPPORTI PER CIRCUITI STAMPATI

PCB SUPPORTS

AUTOBLOCCANTI | *Self locking*

MICRO | *Micro*

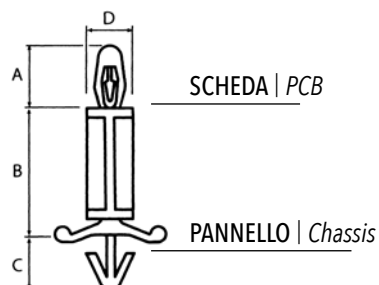
DISTANZIATORE | *Spacer*

DISTANZIATORI PER CIRCUITI STAMPATI
PCB spacers


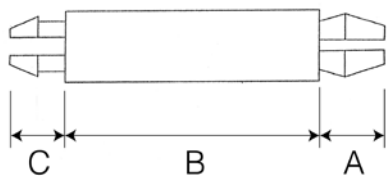
DISTANZIATORI IN METALLO ESAGONALI 1
Hexagonal metal spacer 1

DISTANZIATORI IN METALLO ESAGONALI 2
Hexagonal metal spacer 2



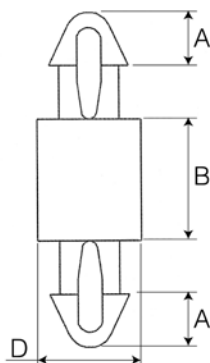
MATERIALE | MATERIAL: Nylon 66 (V-0 su richiesta) | PA 66 (V-0 on demand)**COLORI STANDARD** | STANDARD COLOURS: Naturale | Natural

P/N	DIMENSIONI Sizes				CHASSIS Chassis		SCHEDA Circuit board	
	A	B	C	D	Ø FORO Hole	SPESSORE Thickness	Ø FORO Hole	SPESSORE Thickness
00047.91.10	10,0	13,5	5,5	7,0	4,8	0,4 ÷ 2,0	3,5	1,4 ÷ 1,8
01048.16.10	10,2	4,8	8,2	7,1	4,8	0,8 ÷ 2,0	4,0	1,6
01064.16.10	10,2	6,4	8,2	7,1	4,8	0,8 ÷ 2,0	4,0	1,6
01095.16.10	10,2	9,5	8,2	7,1	4,8	0,8 ÷ 2,0	4,0	1,6
05505.21.10	10,0	11,1	8,2	7,1	4,8	0,5 ÷ 2,0	4,0	1,4 ÷ 1,8
05506.21.10	10,0	12,7	8,2	7,1	4,8	0,5 ÷ 2,0	4,0	1,4 ÷ 1,8
05507.21.10	10,0	15,9	8,2	7,1	4,8	0,5 ÷ 2,0	4,0	1,4 ÷ 1,8
05902.21.10	10,2	19,1	7,5	7,1	4,8	0,8 ÷ 2,0	4,0	1,6
05903.21.10	10,2	22,2	7,5	7,1	4,8	0,8 ÷ 2,0	4,0	1,6
05908.21.10	10,2	25,4	7,5	7,1	4,8	0,8 ÷ 2,0	4,0	1,6
05909.21.10	10,2	28,6	7,5	7,1	4,8	0,8 ÷ 2,0	4,0	1,6
05910.21.10	10,2	31,1	7,5	7,1	4,8	0,8 ÷ 2,0	4,0	1,6
05911.21.10	10,2	34,9	7,5	7,1	4,8	0,8 ÷ 2,0	4,0	1,6
01691.94.10	9,5	8,0	8,4	7,0	4,8	0,4 ÷ 2,0	4,2	1,4 ÷ 1,8
01692.94.10	9,5	13,0	8,4	7,0	4,8	0,4 ÷ 2,0	4,2	1,4 ÷ 1,8
01693.95.10	9,5	17,5	8,4	7,0	4,8	0,4 ÷ 2,0	4,2	1,4 ÷ 1,8

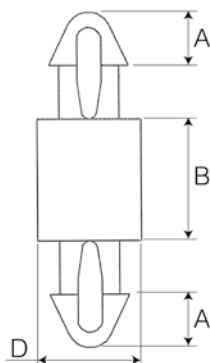
MATERIALE | **MATERIAL:** Nylon 66 (V-0 su richiesta) | PA 66 (V-0 on demand)**COLORI STANDARD** | **STANDARD COLOURS:** Naturale | *Natural*

P/N	DIMENSIONI <i>Sizes</i>			CHASSIS <i>Chassis</i>		SCHEDA <i>Circuit board</i>	
	A	B	C	Ø FORO <i>Hole</i>	SPESSORE <i>Thickness</i>	Ø FORO <i>Hole</i>	SPESSORE <i>Thickness</i>
06145.21.10	3,8	3,2	3,6	3,2	1,6	3,2	1,6
06146.21.10	3,8	4,8	3,6	3,2	1,6	3,2	1,6
06147.21.10	3,8	6,4	3,6	3,2	1,6	3,2	1,6
06148.21.10	3,8	7,9	3,6	3,2	1,6	3,2	1,6
06149.21.10	3,8	9,5	3,6	3,2	1,6	3,2	1,6
06150.21.10	3,8	11,1	3,6	3,2	1,6	3,2	1,6
06151.21.10	3,8	12,7	3,6	3,2	1,6	3,2	1,6
06152.21.10	3,8	14,3	3,6	3,2	1,6	3,2	1,6
06153.21.10	3,8	15,9	3,6	3,2	1,6	3,2	1,6
06156.21.10	3,8	19,1	3,6	3,2	1,6	3,2	1,6

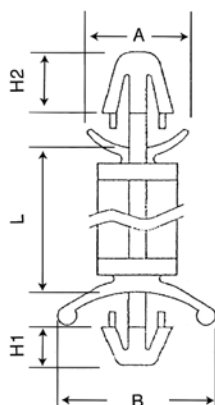
DISTANZIATORE | Spacer

MATERIALE | MATERIAL: Nylon 66 | PA 66**COLORI STANDARD** | STANDARD COLOURS: Naturale | Natural

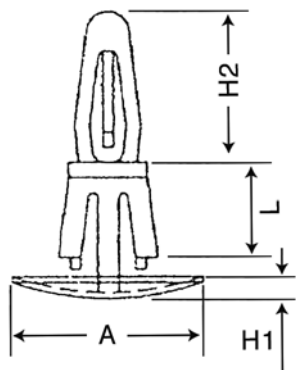
P/N	DIMENSIONI Sizes			SCHEMA Circuit board	
	A	B	Ø D	Ø FORO Hole	SPESSORE Thickness
08022.16.10	1,9	2,2	3,4	2,0	1,2 ÷ 1,7
08040.16.10	1,9	4,0	3,4	2,0	1,2 ÷ 1,7
08050.16.10	1,9	5,0	3,4	2,0	1,2 ÷ 1,7
08060.16.10	1,9	6,0	3,4	2,0	1,2 ÷ 1,7
08065.16.10	1,9	6,5	3,4	2,0	1,2 ÷ 1,7
08080.16.10	1,9	8,0	3,4	2,0	1,2 ÷ 1,7
08105.16.10	1,9	10,5	3,4	2,0	1,2 ÷ 1,7
08125.16.10	1,9	12,5	3,4	2,0	1,2 ÷ 1,7
08140.16.10	1,9	14,0	3,4	2,0	1,2 ÷ 1,7
06067.21.10	2,0	2,0	4,6	2,5	1,6
06068.21.10	2,0	3,0	4,6	2,5	1,6
06069.21.10	2,0	4,0	4,6	2,5	1,6
06070.21.10	2,0	5,0	4,6	2,5	1,6
06071.21.10	2,0	6,0	4,6	2,5	1,6
06072.21.10	2,0	7,0	4,6	2,5	1,6
06073.21.10	2,0	8,0	4,6	2,5	1,6
06076.21.10	2,0	10,0	4,6	2,5	1,6
06077.21.10	2,0	12,0	4,6	2,5	1,6
06078.21.10	2,0	14,0	4,6	2,5	1,6
06079.21.10	2,0	16,0	4,6	2,5	1,6
06080.21.10	2,0	18,0	4,6	2,5	1,6
06081.21.10	2,0	20,0	4,6	2,5	1,6
06082.21.10	2,0	22,0	4,6	2,5	1,6
06210.21.10	3,0	2,0	4,5	3,5	1,6
06211.21.10	3,0	3,0	4,5	3,5	1,6
06212.21.10	3,0	4,0	4,5	3,5	1,6
06213.21.10	3,0	5,0	4,5	3,5	1,6

DISTANZIATORE | *Spacer***MATERIALE** | *MATERIAL*: Nylon 66 | PA 66**COLORI STANDARD** | *STANDARD COLOURS*: Naturale | *Natural*

P/N	DIMENSIONI <i>Sizes</i>			SCHEMA <i>Circuit board</i>	
	A	B	Ø D	Ø FORO <i>Hole</i>	SPESSORE <i>Thickness</i>
06214.21.10	3,0	6,0	4,5	3,5	1,6
06215.21.10	3,0	7,0	4,5	3,5	1,6
06216.21.10	3,0	8,0	4,5	3,5	1,6
06217.21.10	3,0	10,0	4,5	3,5	1,6
06218.21.10	3,0	12,0	4,5	3,5	1,6
06219.21.10	3,0	14,0	4,5	3,5	1,6
06220.21.10	3,0	16,0	4,5	3,5	1,6
06221.21.10	3,0	18,0	4,5	3,5	1,6
06222.21.10	3,0	20,0	4,5	3,5	1,6
06223.21.10	3,0	22,0	4,5	3,5	1,6

MATERIALE | MATERIAL: Nylon 66 | PA 66**COLORI STANDARD** | STANDARD COLOURS: Naturale | Natural

P/N	DIMENSIONI Sizes					PANNELLO Panel		SCHEDA Pcb	
	L	A	B	H1	H2	FORO Hole	SPESSORE Thickness	FORO Hole	SPESSORE Thickness
06339.21.10	3,2	6,4	10,0	2,5	4,0	Ø 3,5	0,8 - 2,0	Ø 3,5	1,6
06340.21.10	4,0	6,4	10,0	2,5	4,0	Ø 3,5	0,8 - 2,0	Ø 3,5	1,6
06341.21.10	4,8	6,4	10,0	2,5	4,0	Ø 3,5	0,8 - 2,0	Ø 3,5	1,6
06342.21.10	6,4	6,4	10,0	2,5	4,0	Ø 3,5	0,8 - 2,0	Ø 3,5	1,6
06343.21.10	7,0	6,4	10,0	2,5	4,0	Ø 3,5	0,8 - 2,0	Ø 3,5	1,6
06344.21.10	8,0	6,4	10,0	2,5	4,0	Ø 3,5	0,8 - 2,0	Ø 3,5	1,6
06345.21.10	9,6	6,4	10,0	2,5	4,0	Ø 3,5	0,8 - 2,0	Ø 3,5	1,6
06346.21.10	11,2	6,4	10,0	2,5	4,0	Ø 3,5	0,8 - 2,0	Ø 3,5	1,6
06347.21.10	12,7	6,4	10,0	2,5	4,0	Ø 3,5	0,8 - 2,0	Ø 3,5	1,6
06348.21.10	14,0	6,4	10,0	2,5	4,0	Ø 3,5	0,8 - 2,0	Ø 3,5	1,6
06349.21.10	16,0	6,4	10,0	2,5	4,0	Ø 3,5	0,8 - 2,0	Ø 3,5	1,6
06350.21.10	18,0	6,4	10,0	2,5	4,0	Ø 3,5	0,8 - 2,0	Ø 3,5	1,6
06351.21.10	19,1	6,4	10,0	2,5	4,0	Ø 3,5	0,8 - 2,0	Ø 3,5	1,6

MATERIALE | MATERIAL: Nylon 66 | PA 66**COLORI STANDARD** | STANDARD COLOURS: Naturale | Natural

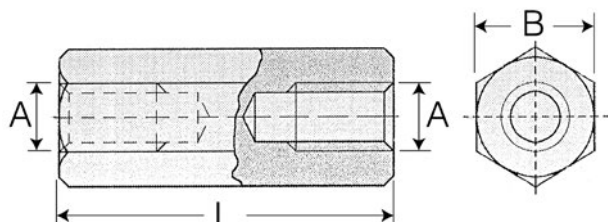
P/N	DIMENSIONI Sizes				PANNELLO Panel		SCHEMA Pcb	
	L	A	H1	H2	FORO Hole	SPESSORE Thickness	FORO Hole	SPESSORE Thickness
06240.21.10	6,5	9,5	1,5	8,7	Ø 4,8	1,5 - 1,6	Ø 3,2	1,2 - 1,7
06353.21.10	7,9	9,5	1,5	8,7	Ø 4,8	1,5 - 1,6	Ø 3,2	1,2 - 1,7
06241.21.10	9,7	9,5	1,5	8,7	Ø 4,8	1,5 - 1,6	Ø 3,2	1,2 - 1,7
06354.21.10	11,1	9,5	1,5	8,7	Ø 4,8	1,5 - 1,6	Ø 3,2	1,2 - 1,7
06242.21.10	12,7	9,5	1,5	8,7	Ø 4,8	1,5 - 1,6	Ø 3,2	1,2 - 1,7
06355.21.10	14,3	9,5	1,5	8,7	Ø 4,8	1,5 - 1,6	Ø 3,2	1,2 - 1,7
06356.21.10	15,9	9,5	1,5	8,7	Ø 4,8	1,5 - 1,6	Ø 3,2	1,2 - 1,7
05912.21.10	3,5	10,0	2,2	10,0	Ø 5,5	0,8 - 1,6	Ø 4,0	1,2 - 1,7
05913.21.10	6,4	12,7	2,8	10,2	Ø 5,4	1,2 - 2,0	Ø 4,0	1,6
05914.21.10	6,3	10,0	1,6	10,0	Ø 5,5	1,0 - 1,7	Ø 4,0	1,6
05915.21.10	7,9	10,0	2,1	10,0	Ø 5,5	1,0 - 1,7	Ø 4,0	1,6
05916.21.10	10,0	10,0	1,6	10,0	Ø 5,5	1,0 - 1,7	Ø 4,0	1,6
05917.21.10	12,0	10,0	1,6	10,0	Ø 5,5	1,0 - 1,7	Ø 4,0	1,6
05918.21.10	12,7	10,0	1,6	10,0	Ø 5,5	1,0 - 1,7	Ø 4,0	1,6

DISTANZIATORI IN METALLO ESAGONALI 1

Hexagonal metal spacer 1

MATERIALE | MATERIAL: Ottone nichelato | Nickel-plated brass

COLORI STANDARD | STANDARD COLOURS: Argento | Silver



P/N	DIMENSIONI Sizes		
	Ø A	B	L
56150.10.00	M 3	5,0	5,0
56149.10.00	M 3	5,0	6,0
56151.10.00	M 3	5,0	7,0
56152.10.00	M 3	5,0	8,0
56145.10.00	M 3	5,0	9,0
56153.10.00	M 3	5,0	10,0
56143.10.00	M 3	5,0	11,0
56154.10.00	M 3	5,0	12,0
56155.10.00	M 3	5,0	13,0
56142.10.00	M 3	5,0	14,0
56156.10.00	M 3	5,0	15,0
56488.10.00	M 3	5,0	16,0
56144.10.00	M 3	5,0	17,0
56148.10.00	M 3	5,0	18,0
56157.10.00	M 3	5,0	20,0
56164.10.00	M 3	5,0	22,0
56158.10.00	M 3	5,0	25,0
56159.10.00	M 3	5,0	30,0
56165.10.00	M 3	5,0	32,0
56160.10.00	M 3	5,0	35,0
56161.10.00	M 3	5,0	40,0

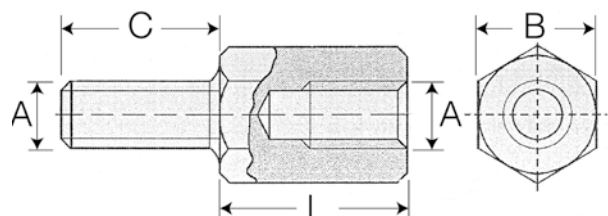
P/N	DIMENSIONI Sizes		
	Ø A	B	L
56163.10.00	M 3	5,0	45,0
56162.10.00	M 3	5,0	50,0
56233.10.00	M 3	6,0	8,0
56235.10.00	M 3	6,0	10,0
56237.10.00	M 3	6,0	20,0
56240.10.00	M 3	6,0	35,0
56243.10.00	M 3	6,0	50,0
56220.10.00	M 4	6,0	5,0
56218.10.00	M 4	6,0	8,0
56221.10.00	M 4	6,0	10,0
56226.10.00	M 4	6,0	12,0
56222.10.00	M 4	6,0	15,0
56229.10.00	M 4	6,0	18,0
56223.10.00	M 4	6,0	20,0
56224.10.00	M 4	6,0	25,0
56225.10.00	M 4	6,0	30,0
56219.10.00	M 4	6,0	35,0
56227.10.00	M 4	6,0	40,0
56228.10.00	M 4	6,0	45,0
56230.10.00	M 4	6,0	50,0

DISTANZIATORI IN METALLO ESAGONALI 2

Hexagonal metal spacer 2

MATERIALE | MATERIAL: Ottone nichelato | Nickel-plated brass

COLORI STANDARD | STANDARD COLOURS: Argento | Silver



P/N	DIMENSIONI Sizes			
	Ø A	B	C	L
56099.10.00	M 3	5,0	7,0	5,0
56098.10.00	M 3	5,0	7,0	6,0
56100.10.00	M 3	5,0	7,0	7,0
56101.10.00	M 3	5,0	7,0	8,0
56116.10.00	M 3	5,0	7,0	9,0
56102.10.00	M 3	5,0	7,0	10,0
56117.10.00	M 3	5,0	7,0	11,0
56103.10.00	M 3	5,0	7,0	12,0
56104.10.00	M 3	5,0	7,0	13,0
56090.10.00	M 3	5,0	7,0	14,0
56105.10.00	M 3	5,0	7,0	15,0
56113.10.00	M 3	5,0	7,0	16,0
56119.10.00	M 3	5,0	7,0	17,0
56091.10.00	M 3	5,0	7,0	18,0
56106.10.00	M 3	5,0	7,0	20,0
56089.10.00	M 3	5,0	7,0	22,0
56107.10.00	M 3	5,0	7,0	25,0
56108.10.00	M 3	5,0	7,0	30,0
56092.10.00	M 3	5,0	7,0	32,0
56109.10.00	M 3	5,0	7,0	35,0
56110.10.00	M 3	5,0	7,0	40,0

P/N	DIMENSIONI Sizes			
	Ø A	B	C	L
56112.10.00	M 3	5,0	7,0	45,0
56111.10.00	M 3	5,0	7,0	50,0
55801.10.00	M 3	6,0	7,0	8,0
55802.10.00	M 3	6,0	7,0	10,0
55803.10.00	M 3	6,0	7,0	15,0
55805.10.00	M 3	6,0	7,0	20,0
55807.10.00	M 3	6,0	7,0	25,0
55813.10.00	M 3	6,0	7,0	40,0
55814.10.00	M 3	6,0	7,0	45,0
56190.10.00	M 4	6,0	7,0	5,0
56189.10.00	M 4	6,0	7,0	8,0
56191.10.00	M 4	6,0	7,0	10,0
56197.10.00	M 4	6,0	7,0	12,0
56192.10.00	M 4	6,0	7,0	15,0
56193.10.00	M 4	6,0	7,0	20,0
56194.10.00	M 4	6,0	7,0	25,0
56195.10.00	M 4	6,0	7,0	30,0
56198.10.00	M 4	6,0	7,0	35,0
56196.10.00	M 4	6,0	7,0	40,0
56199.10.00	M 4	6,0	7,0	45,0
56200.10.00	M 4	6,0	7,0	50,0



TAPPI


HOLE PLUGS

TAPPI | *Hole plugs*

SOTTOTAPPI | *Protection plugs*

PUNTALI MORBIDI | *Soft caps*

TAPPI A TESTA PIANA | *Flat head caps*



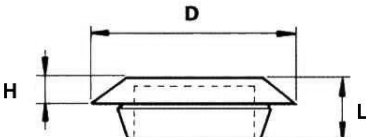
MATERIALE | MATERIAL: Nylon 66 - Acetalica | PA 66 - POM**COLORI STANDARD** | STANDARD COLOURS: Naturale - Nero | Natural - Black**TAPPI PER FORO VARIABILE** | Plugs for variable size hole

P/N	DIMENSIONI Sizes			PANNELLO Panel		TIPO Type
	D	H	L	Ø FORO Hole	SPESSORE Thickness	
10140.33.11	16,7	1,5	15,5	9,5 ÷ 13,5	1,0 ÷ 2,5	
10141.33.11	24,8	1,5	17,5	14,0 ÷ 21,0	1,0 ÷ 2,5	
10142.33.11	34,8	1,5	18,5	22,0 ÷ 30,0	1,0 ÷ 2,5	

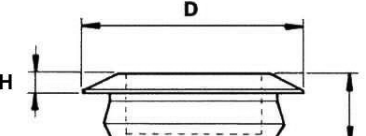
TAPPI AD ALETTE | Hole plugs

P/N	DIMENSIONI Sizes			PANNELLO Panel		TIPO Type
	D	H	L	Ø FORO Hole	SPESSORE Thickness	
01048.21.11	8,0	1,5	7,0	4,0	0,5 ÷ 3,0	
01178.95.11	10,3	1,6	6,1	5,5	0,8 ÷ 1,5	
00189.21.11	10,5	1,5	7,0	6,0	0,5 ÷ 3,0	
00230.21.11	12,5	1,5	7,5	8,0	0,5 ÷ 3,0	
00214.94.11	14,5	2,0	10,0	8,0	0,5 ÷ 4,0	
00656.21.10	14,0	2,0	9,3	9,5	0,5 ÷ 4,0	
00053.91.11	25,0	2,0	11,5	19,5	1,0 ÷ 3,0	
01222.65.605A	27,0	2,5	12,5	23,0	0,7 ÷ 4,0	
00134.94.11U	31,5	2,0	8,5	25,0	0,5 ÷ 3,0	

MATERIALE | MATERIAL: Polietilene | Polyethylene**COLORI STANDARD** | STANDARD COLOURS: Naturale - Nero | Natural - Black**TAPPI A CORONA CIRCOLARE TESTA PIANA** | Hole plugs flat head

P/N	DIMENSIONI Sizes			PANNELLO Panel		TIPO Type
	D	H	L	Ø FORO Hole	SPESSORE Thickness	
00007.91.21	15,0	2,0	5,8	12,0	< 2,0	

TAPPI A CORONA CIRCOLARE TESTA CONCAVA | Hole plugs depressed head

P/N	DIMENSIONI Sizes			PANNELLO Panel		TIPO Type
	D	H	L	Ø FORO Hole	SPESSORE Thickness	
02115.94.21U	45,0	4,0	8,0	32,0	0,5 ÷ 2,5	

MATERIALE | MATERIAL: Nylon 66 - Polietilene | PA 66 - Polyethylene**COLORI STANDARD** | STANDARD COLOURS: Naturale - Nero | Natural - Black**TAPPI A CORONA DENTATA TESTA PIANA** | *Plugs with retention teeth flat head*

P/N	DIMENSIONI Sizes			PANNELLO Panel		TIPO Type
	D	H	L	Ø FORO Hole	SPESSORE Thickness	
01379.03.21	12,0	1,5	6,0	8,5	0,7 ÷ 1,2	
01004.03.21	18,0	3,5	9,0	10,0	1,5 ÷ 3,0	
00860.65.21	16,0	3,0	6,0	12,0	0,7 ÷ 1,3	
03775.65.11	25,2	4,5	9,0	14,0	0,6 ÷ 2,5	
02927.94.11	30,2	3,4	9,0	18,0	0,7 ÷ 2,5	
04734.65.11	30,0	3,5	10,0	20,0	1,0 ÷ 2,5	

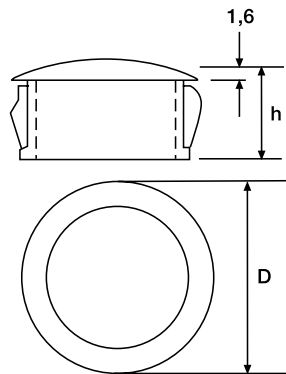
TAPPI A CORONA DENTATA TESTA CONCAVA | *Plugs with retention teeth depressed head*

P/N	DIMENSIONI Sizes			PANNELLO Panel		TIPO Type
	D	H	L	Ø FORO Hole	SPESSORE Thickness	
01162.94.21U	14,5	2,1	8,5	8,5	0,7 ÷ 3,0	

TAPPI 3 | Hole plugs 3

MATERIALE | MATERIAL: Nylon 66 | PA 66

COLORI STANDARD | STANDARD COLOURS: Nero | Black

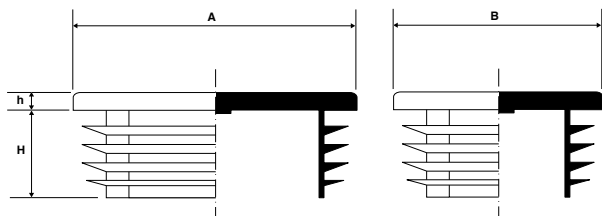


TAPPI STANDARD | Standard plugs

P/N	DIMENSIONI Sizes		
	Ø FORO Hole	D	H
05001.55.11	4,8	6,4	5,9
05002.55.11	6,4	8,0	8,0
05003.55.11	8,0	9,5	8,0
05004.55.11	9,5	12,0	10,0
05005.55.11	11,0	13,5	10,3
05006.55.11	12,7	14,6	10,3
05007.55.11	12,7	14,7	14,3
05008.55.11	14,3	16,7	10,3
05009.55.11	15,9	18,2	10,3
05010.55.11	15,9	18,2	11,5
05011.55.11	16,0	18,5	10,3
05012.55.11	17,5	20,0	10,3
05013.55.11	19,0	23,2	10,3
05014.55.11	19,1	23,4	11,5
05015.55.11	20,0	22,6	11,5
05016.55.11	20,6	22,6	10,3
05017.55.11	22,2	25,8	11,5
05018.55.11	22,2	25,8	14,3

P/N	DIMENSIONI Sizes		
	Ø FORO Hole	D	H
05019.55.11	25,0	29,8	11,5
05020.55.11	25,4	30,6	11,5
05021.55.11	25,4	30,6	14,3
05022.55.11	27,8	31,0	11,5
05023.55.11	27,8	30,9	14,3
05024.55.11	30,0	33,3	11,5
05025.55.11	30,1	33,3	11,5
05026.55.11	31,7	34,9	14,3
05027.55.11	32,0	34,9	11,5
05029.55.11	34,9	38,1	10,3
05030.55.11	35,0	38,0	11,5
05031.55.11	38,0	42,7	11,5
05032.55.11	38,1	42,4	14,3
05033.55.11	44,5	48,4	11,5
05034.55.11	45,0	48,4	11,5
05035.55.11	50,8	55,1	14,3
05036.55.11	51,0	55,0	11,5

TAPPI 4 | Hole plugs 4

MATERIALE | MATERIAL: Polietilene | PE LD (Low density polyethylene)**COLORI STANDARD** | STANDARD COLOURS: Nero | Black

TAPPI TESTA DI TUBO RETTANGOLARI | Rectangular pipe end plugs

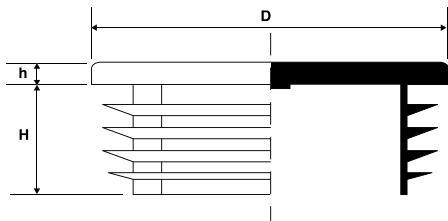
P/N	DIMENSIONI Sizes		
	AxB	h	H
02001.55.21	20 x 10	3,0	11,0
02002.55.21	20 x 15	5,0	11,5
02003.55.21	20 x 16	5,0	11,5
02004.55.21	25 x 10	3,0	11,5
02005.55.21	25 x 15	5,0	11,5
02006.55.21	25 x 20	3,0	11,5
02007.55.21	30 x 10	5,0	11,5
02008.55.21	30 x 15	5,0	11,5
02009.55.21	30 x 20	5,0	11,5
02010.55.21	30 x 25	3,5	13,5
02011.55.21	35 x 10	5,0	11,5
02012.55.21	35 x 15	5,0	11,5
02013.55.21	35 x 20	5,0	11,5
02014.55.21	35 x 25	5,0	11,5
02016.55.21	38,1 x 19,1	5,0	11,5
02017.55.21	38,1 x 25,4	5,0	11,5
02018.55.21	40 x 10	5,0	10,5
02019.55.21	40 x 15	5,0	12,0
02020.55.21	40 x 20	5,0	12,0
02021.55.21	40 x 25	5,0	11,5
02022.55.21	40 x 30	5,0	12,0
02023.55.21	40 x 35	5,0	12,0
02024.55.21	45 x 15	5,0	11,0
02025.55.21	45 x 20	5,0	11,5
02026.55.21	45 x 25	5,0	12,0
02027.55.21	45 x 30	5,0	12,0
02028.55.21	45 x 35	5,0	12,0
02029.55.21	50 x 10	3,5	12,0
02030.55.21	50 x 20	5,0	14,0
02031.55.21	50 x 25	5,0	14,5
02032.55.21	50 x 30	5,0	13,5
02033.55.21	50 x 34	5,0	14,5
02034.55.21	50 x 35	5,0	14,5
02035.55.21	50 x 40	5,0	12,5

P/N	DIMENSIONI Sizes		
	AxB	h	H
02036.55.21	50,8 x 38,1	5,0	14,5
02037.55.21	55 x 34	5,0	14,5
02038.55.21	55 x 40	5,0	14,5
02039.55.21	60 x 15	5,0	14,5
02040.55.21	60 x 20	5,0	14,5
02041.55.21	60 x 25	5,0	14,0
02042.55.21	60 x 30	5,0	15,0
02043.55.21	60 x 33	5,0	14,5
02044.55.21	60 x 35	5,0	15,0
02045.55.21	60 x 40	5,0	14,0
02046.55.21	60 x 45	5,0	15,0
02047.55.21	60 x 50	5,0	14,5
02048.55.21	70 x 20	5,0	19,0
02049.55.21	70 x 25	5,0	18,0
02050.55.21	70 x 30	5,0	18,0
02051.55.21	70 x 35	5,0	15,0
02052.55.21	70 x 40	5,0	18,0
02053.55.21	70 x 50	5,0	15,0
02054.55.21	75 x 25	5,0	15,0
02055.55.21	75 x 50	5,0	15,0
02056.55.21	76,2 x 25,4	5,0	14,5
02057.55.21	80 x 20	5,0	18,0
02058.55.21	80 x 25	5,0	14,5
02059.55.21	80 x 30	5,0	14,5
02060.55.21	80 x 40	5,0	14,5
02061.55.21	80 x 50	5,0	18,0
02062.55.21	80 x 60	5,0	24,0
02063.55.21	90 x 20	5,0	14,5
02064.55.21	90 x 40	5,0	15,0
02065.55.21	90 x 45	5,0	15,0
02066.55.21	90 x 50	6,0	22,0
02067.55.21	90 x 70	6,0	22,0
02068.55.21	100 x 20	5,0	15,0
02069.55.21	100 x 25	5,0	15,0
02070.55.21	100 x 30	5,0	15,0

TAPPI 4 | Hole plugs 4

MATERIALE | MATERIAL: Polietilene | PE LD (Low density polyethylene)

COLORI STANDARD | STANDARD COLOURS: Nero | Black



TAPPI TESTA DI TUBO ROTONDI | Round pipe end plugs

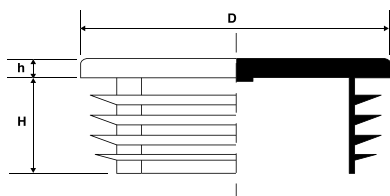
P/N	DIMENSIONI Sizes		
	D	h	H
01010.55.21	10,0	3,5	11,0
01012.55.21	12,0	3,5	11,0
01013.55.21	13,0	4,0	11,0
01014.55.21	14,0	5,0	11,5
01015.55.21	15,0	3,0	13,0
01016.55.21	16,0	5,0	11,0
01019.55.21	19,0	5,0	11,5
01020.55.21	20,0	5,0	11,5
01021.55.21	21,0	5,0	11,5
01022.55.21	22,0	5,0	11,5
01023.55.21	23,0	5,0	11,5
01024.55.21	24,0	5,0	11,5
01025.55.21	25,0	5,0	11,5
01026.55.21	26,0	5,0	11,5
01027.55.21	27,0	5,0	11,5
01028.55.21	28,0	5,0	11,5
01030.55.21	30,0	5,0	11,5
01032.55.21	32,0	5,0	12,0
01034.55.21	34,0	5,0	11,5
01035.55.21	35,0	5,0	11,5
01036.55.21	36,0	5,0	11,5
01037.55.21	37,0	5,0	11,5
01038.55.21	38,0	5,0	11,5
01040.55.21	40,0	5,0	11,5
01042.55.21	42,0	5,0	11,5
01043.55.21	43,0	5,0	11,5
01045.55.21	45,0	5,0	11,0
01046.55.21	46,0	5,0	11,5
01048.55.21	48,0	5,0	11,5
01050.55.21	50,0	5,0	11,5
01052.55.21	52,0	5,0	14,5
01055.55.21	55,0	5,0	11,5

P/N	DIMENSIONI Sizes		
	D	h	H
01060.55.21	60,0	5,0	18,5
01065.55.21	65,0	5,0	21,0
01070.55.21	70,0	5,0	21,0
01075.55.21	75,0	6,0	21,5
01076.55.21	76,0	6,0	21,5
01080.55.21	80,0	4,0	21,0
01085.55.21	85,0	6,0	21,0
01088.55.21	88,9	6,0	21,5
01090.55.21	90,0	6,0	20,0
01095.55.21	95,0	6,0	21,0
01100.55.21	100,0	6,0	28,5
01102.55.21	102,0	5,0	20,0
01105.55.21	105,0	6,0	29,0
01108.55.21	108,0	6,0	28,0
01110.55.21	110,0	6,0	28,5
01114.55.21	114,0	6,0	29,0
01120.55.21	120,0	6,0	28,5
01125.55.21	125,0	6,0	33,0
01127.55.21	127,0	6,0	33,0
01130.55.21	130,0	6,0	33,0
01133.55.21	133,0	6,0	33,0
01140.55.21	140,0	6,0	34,0
01150.55.21	150,0	6,0	34,0
01159.55.21	159,0	6,0	34,0
01160.55.21	160,0	6,0	34,0
01165.55.21	165,0	6,0	34,0

MATERIALE | MATERIAL: Polietilene | PE LD (Low density polyethylene)

COLORI STANDARD | STANDARD COLOURS:

Nero - Bianco - Grigio. Altri colori e articoli speciali su richiesta. | Black - White - Grey. Other colours and special items on demand.



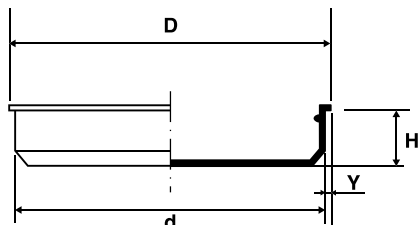
INSERTO LAMELLE QUADRATO | Square hole plugs

P/N	DIMENSIONI Sizes			SPESSORE TUBO Pipe thickness	
	D	h	H	Min.	Max.
10001.55.21	10 x 10	4,0	12,0	1,0	2,0
10002.55.21	12 x 12	4,0	12,0	1,0	2,0
10003.55.21	13 x 13	4,0	12,0	0,5	2,0
10004.55.21	15 x 15	3,0	14,0	1,0	2,0
10005.55.21	16 x 16	5,0	11,5	1,0	2,5
10006.55.21	18 x 18	5,0	11,5	1,5	3,0
10007.55.21	19 x 19	5,0	11,5	1,2	2,9
10008.55.21	20 x 20	5,0	11,5	1,0	3,0
10009.55.21	22 x 22	5,0	12,0	1,0	3,5
10010.55.21	22 x 22	5,0	11,5	3,5	4,0
10011.55.21	22 x 22	5,0	11,5	4,5	5,0
10012.55.21	22 x 22	5,0	11,5	5,0	5,5
10013.55.21	25 x 25	5,0	11,5	1,0	3,0
10014.55.21	25 x 25	5,0	11,5	3,0	3,5
10015.55.21	25 x 25	5,0	11,5	4,0	4,5
10016.55.21	25 x 25	5,0	11,5	5,0	5,5
10017.55.21	25,4 x 25,4	5,0	11,5	1,2	3,2
10018.55.21	28 x 28	5,0	11,5	1,0	3,0
10019.55.21	30 x 30	5,0	11,5	1,0	2,5
10020.55.21	30 x 30	5,0	11,5	2,5	4,5
10021.55.21	32 x 32	5,0	11,5	1,0	3,5
10022.55.21	34 x 34	5,0	14,5	1,0	3,0
10023.55.21	35 x 35	5,0	14,5	1,0	3,0
10024.55.21	35 x 35	5,0	12,0	2,5	5,0
10025.55.21	38 x 38	5,0	14,5	1,0	3,5
10026.55.21	40 x 40	5,0	14,5	1,0	3,0
10027.55.21	40 x 40	5,0	14,5	3,0	5,0
10028.55.21	40 x 40	5,0	14,5	4,0	4,5
10029.55.21	40 x 40	5,0	14,5	4,5	5,5
10030.55.21	45 x 45	5,0	14,5	1,0	3,0
10031.55.21	45 x 45	5,0	14,5	3,0	5,0
10032.55.21	48,3 x 48,3	5,0	14,5	1,0	2,5
10033.55.21	48,3 x 48,3	5,0	14,5	2,5	4,5

P/N	DIMENSIONI Sizes			SPESSORE TUBO Pipe thickness	
	D	h	H	Min.	Max.
10034.55.21	50 x 50	5,0	14,5	1,0	2,5
10035.55.21	50 x 50	6,5	25,0	2,6	4,0
10036.55.21	50 x 50	5,0	14,5	3,5	6,0
10037.55.21	50,8 x 50,8	5,0	14,5	1,2	3,2
10038.55.21	52 x 52	5,0	14,0	1,5	3,5
10039.55.21	55 x 55	5,0	14,5	2,0	4,5
10040.55.21	57,2 x 57,2	4,0	14,5	1,5	3,0
10041.55.21	60 x 60	5,0	24,0	1,5	3,5
10042.55.21	60 x 60	6,5	17,5	3,0	5,0
10043.55.21	63,5 x 63,5	6,0	21,0	1,5	4,0
10044.55.21	65 x 65	5,0	21,0	2,0	4,5
10045.55.21	70 x 70	5,0	19,0	2,0	5,0
10046.55.21	70 x 70	8,0	19,5	3,6	5,0
10047.55.21	75 x 75	6,0	21,0	2,0	4,5
10048.55.21	76,2 x 76,2	6,0	21,0	2,5	5,0
10049.55.21	80 x 80	6,0	21,0	2,0	4,0
10050.55.21	80 x 80	8,0	24,0	3,0	5,0
10051.55.21	80 x 80	6,0	21,0	4,0	6,0
10052.55.21	82,6 x 82,6	6,0	21,0	2,0	4,5
10053.55.21	88,9 x 88,9	6,0	21,0	2,0	4,0
10054.55.21	90 x 90	6,0	25,0	3,0	5,0
10055.55.21	95 x 95	6,0	21,5	3,5	5,5
10056.55.21	100 x 100	7,0	24,0	1,0	4,0
10057.55.21	100 x 100	7,0	24,0	5,0	8,0
10058.55.21	101,6 x 101,6	6,0	24,0	2,5	5,5
10059.55.21	110 x 110	6,0	24,0	3,0	5,0
10060.55.21	114,3 x 114,3	6,0	24,0	2,5	5,5
10061.55.21	120 x 120	5,0	25,0	2,5	5,0
10062.55.21	125 x 125	5,0	25,0	3,0	6,0
10063.55.21	140 x 140	6,0	34,0	4,0	7,0
10064.55.21	150 x 150	6,0	27,0	5,0	8,0
10065.55.21	150 x 150	6,0	27,0	10,0	12,5

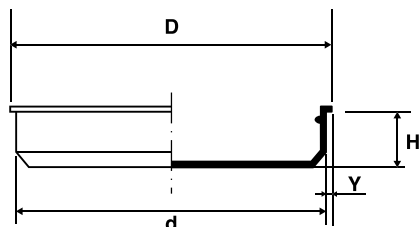
Tutte le quote sono espresse in mm. Le quote indicate nel presente catalogo sono indicative. Possono essere da noi effettuate variazioni senza obbligo di preavviso.

All sizes in mm. The quotes indicated in this catalogue are indicative. We may make changes without notice.

MATERIALE | MATERIAL: Polietilene | PE LD (Low density polyethylene)**COLORI STANDARD** | STANDARD COLOURS: Naturale | Natural

P/N	DIMENSIONI Sizes			
	d	D	H	Y
06001.55.20	2,0	6,5	3,0	2,25
06002.55.20	2,5	6,5	3,5	2,00
06003.55.20	3,0	6,5	4,5	1,75
06004.55.20	3,5	7,0	4,5	1,75
06005.55.20	4,0	7,5	5,0	1,75
06006.55.20	4,5	8,0	5,0	1,75
06007.55.20	5,0	9,0	6,0	2,00
06008.55.20	5,5	9,0	6,0	1,75
06009.55.20	6,0	9,5	6,0	1,75
06010.55.20	6,5	10,0	7,0	1,75
06011.55.20	7,0	10,0	6,0	1,50
06012.55.20	7,5	10,5	6,5	1,50
06013.55.20	8,0	11,0	7,0	1,50
06014.55.20	8,5	11,5	7,5	1,50
06015.55.20	9,0	11,5	7,5	1,50
06016.55.20	9,5	12,5	7,5	1,50
06017.55.20	10,0	13,0	8,5	1,50
06018.55.20	10,5	13,5	8,5	1,50
06019.55.20	11,0	14,5	8,5	1,75
06020.55.20	11,5	14,5	8,5	1,50
06021.55.20	12,0	14,5	9,0	1,25
06022.55.20	12,5	15,5	9,0	1,50
06023.55.20	13,0	16,5	9,5	1,75
06024.55.20	13,5	16,5	9,5	1,50
06025.55.20	14,0	17,5	10,0	1,75
06026.55.20	14,5	17,5	9,5	1,50
06027.55.20	15,0	18,0	9,5	1,50
06028.55.20	15,5	18,5	9,5	1,50
06029.55.20	16,0	19,5	10,0	1,75
06030.55.20	16,5	19,5	10,5	1,50
06031.55.20	17,0	20,5	10,5	1,75
06032.55.20	17,5	21,0	10,5	1,75
06033.55.20	18,0	21,5	10,5	1,75
06034.55.20	18,5	23,0	10,0	2,25

P/N	DIMENSIONI Sizes			
	d	D	H	Y
06035.55.20	19,0	22,0	10,0	1,50
06036.55.20	19,5	23,0	10,5	1,75
06037.55.20	20,0	23,5	11,0	1,75
06038.55.20	20,5	24,5	10,5	2,00
06039.55.20	21,0	24,5	11,0	1,75
06040.55.20	21,5	25,5	11,0	2,00
06041.55.20	22,0	25,5	11,0	1,75
06042.55.20	22,5	26,0	10,5	1,75
06043.55.20	23,0	27,0	10,5	2,00
06044.55.20	23,5	27,5	10,5	2,00
06045.55.20	24,0	28,0	11,5	2,00
06046.55.20	24,5	28,0	10,5	1,75
06047.55.20	25,0	30,0	11,0	2,50
06048.55.20	25,5	29,0	10,5	1,75
06049.55.20	26,0	30,5	10,5	2,25
06050.55.20	26,5	30,0	10,5	1,75
06051.55.20	27,0	31,0	9,5	2,00
06052.55.20	27,5	31,0	10,5	1,75
06053.55.20	28,0	32,5	10,5	2,25
06054.55.20	28,5	32,0	10,0	1,75
06055.55.20	29,0	32,0	9,5	1,50
06056.55.20	29,5	33,0	10,5	1,75
06057.55.20	30,0	33,0	10,0	1,50
06058.55.20	30,5	34,0	10,0	1,75
06059.55.20	31,0	36,0	10,5	2,50
06060.55.20	31,5	35,0	10,5	1,75
06061.55.20	32,0	37,0	10,5	2,50
06062.55.20	32,5	37,5	10,5	2,50
06063.55.20	33,0	38,0	10,5	2,50
06064.55.20	33,5	37,5	10,5	2,00
06065.55.20	34,0	38,5	10,5	2,25
06066.55.20	34,5	38,0	10,5	1,75
06067.55.20	35,0	40,0	10,5	2,50

MATERIALE | MATERIAL: Polietilene | PE LD (Low density polyethylene)**COLORI STANDARD** | STANDARD COLOURS: Naturale | Natural

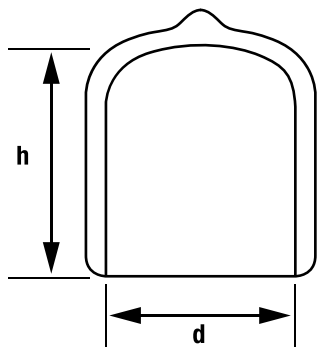
P/N	DIMENSIONI Sizes			
	d	D	H	Y
06068.55.20	35,5	39,0	10,5	1,75
06069.55.20	36,0	41,0	11,0	2,50
06070.55.20	36,5	40,0	10,5	1,75
06071.55.20	37,0	42,0	11,0	2,50
06072.55.20	37,5	41,5	10,5	2,00
06073.55.20	38,0	43,0	10,5	2,50
06074.55.20	38,5	42,0	10,5	1,75
06075.55.20	39,0	44,0	10,5	2,50
06076.55.20	39,5	43,3	10,7	1,90
06077.55.20	40,0	45,0	10,5	2,50
06078.55.20	41,0	46,0	10,5	2,50
06079.55.20	42,0	46,5	10,5	2,25
06080.55.20	43,0	47,8	10,7	2,40
06081.55.20	44,0	49,0	10,5	2,50
06082.55.20	45,0	50,8	10,6	2,90
06083.55.20	46,0	50,8	10,0	2,40
06084.55.20	47,0	51,5	10,5	2,25
06085.55.20	48,0	53,0	10,5	2,50
06086.55.20	48,5	52,0	10,5	1,75
06087.55.20	49,0	54,5	11,0	2,25
06088.55.20	50,0	54,0	10,0	2,00
06089.55.20	51,0	56,0	11,0	2,50
06090.55.20	52,0	57,5	11,0	2,75
06091.55.20	53,0	59,0	11,0	3,00
06092.55.20	53,5	55,5	9,5	1,00
06093.55.20	54,0	61,0	11,0	3,50
06094.55.20	55,0	61,0	10,0	3,00
06095.55.20	56,0	63,0	11,5	3,50
06096.55.20	56,5	59,5	10,5	1,50
06097.55.20	57,0	61,0	10,0	2,00
06098.55.20	58,0	65,0	11,0	3,50
06099.55.20	59,0	65,0	11,0	3,00
06100.55.20	60,0	65,0	11,0	2,50

P/N	DIMENSIONI Sizes			
	d	D	H	Y
06101.55.20	61,0	67,5	11,0	3,25
06102.55.20	62,0	68,0	11,0	3,00
06103.55.20	63,0	67,0	9,5	2,00
06104.55.20	63,5	70,0	10,5	3,25
06105.55.20	64,0	67,5	9,5	1,75
06106.55.20	65,0	69,0	10,0	2,00
06107.55.20	66,0	72,0	10,0	3,00
06108.55.20	67,0	73,0	10,0	3,00
06109.55.20	68,0	75,0	11,0	4,00
06110.55.20	69,0	75,0	10,5	3,00
06111.55.20	70,0	74,0	11,0	2,00
06112.55.20	71,0	74,5	11,0	1,75
06113.55.20	71,5	74,5	10,5	1,50
06114.55.20	72,0	79,0	12,0	3,50
06115.55.20	73,0	76,5	9,5	1,75
06116.55.20	74,0	77,5	10,5	1,75
06117.55.20	75,0	79,0	9,5	2,00
06118.55.20	76,0	80,0	10,5	2,00
06119.55.20	77,0	81,0	9,5	2,00
06120.55.20	78,0	82,0	10,5	2,00
06121.55.20	79,0	83,0	9,6	2,00
06122.55.20	80,0	84,0	9,5	2,00
06123.55.20	81,0	85,0	9,5	2,00
06124.55.20	82,0	85,5	9,5	1,75
06125.55.20	83,0	86,5	9,5	1,75
06126.55.20	84,0	90,0	10,0	2,00
06127.55.20	84,5	90,0	8,0	2,75
06128.55.20	85,0	88,5	9,5	1,75
06129.55.20	86,0	90,0	9,5	2,00
06130.55.20	86,5	89,0	10,0	1,25
06131.55.20	87,0	90,5	9,5	1,75
06132.55.20	88,0	91,5	9,5	1,75

PUNTALI MORBIDI | Soft caps

MATERIALE | MATERIAL: PVC | PVC

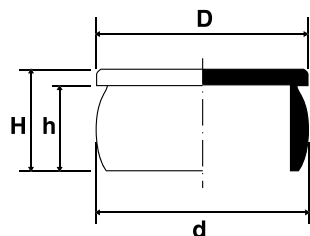
COLORI STANDARD | STANDARD COLOURS: Nero | Black



P/N	DIMENSIONI Sizes	
	D	H
08001.55.51	2,0	13,0
08002.55.51	2,8	13,0
08003.55.51	3,2	13,0
08004.55.51	3,6	13,0
08005.55.51	3,6	19,0
08006.55.51	3,6	25,0
08007.55.51	3,9	13,0
08009.55.51	3,9	19,0
08010.55.51	3,9	25,0
08011.55.51	4,4	13,0
08012.55.51	4,4	19,0
08013.55.51	4,4	25,0
08014.55.51	4,8	13,0
08015.55.51	4,8	19,0

P/N	DIMENSIONI Sizes	
	D	H
08016.55.51	4,8	25,0
08017.55.51	5,2	13,0
08018.55.51	5,2	19,0
08019.55.51	5,2	25,0
08020.55.51	5,5	13,0
08021.55.51	5,5	19,0
08022.55.51	5,5	25,0
08023.55.51	5,9	13,0
08024.55.51	5,9	19,0
08025.55.51	5,9	25,0
08026.55.51	6,4	13,0
08027.55.51	6,4	19,0
08028.55.51	6,4	25,0

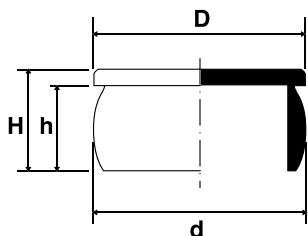
TAPPI A TESTA PIANA | Flat head caps

MATERIALE | MATERIAL: Polietilene | PE LD (Low density polyethylene)**COLORI STANDARD** | STANDARD COLOURS: Naturale - Articoli speciali su richiesta | Natural - Special items on demand

P/N	FILETTATURA Thread	DIMENSIONI Sizes			
		d	D	h	H
09001.55.20	-	2,1	3,5	7,0	-
09002.55.20	-	2,6	12,0	4,0	-
09003.55.20	-	2,7	12,0	6,0	-
09004.55.20	-	3,3	12,0	6,0	-
09005.55.20	-	4,4	9,0	5,2	-
09006.55.20	-	4,6	7,0	5,0	-
09007.55.20	-	5,4	12,0	7,5	9,5
09008.55.20	-	6,3	9,6	4,0	1,1
09009.55.20	-	6,6	7,5	5,0	-
09010.55.20	M8 x 1	7,3	14,0	6,0	8,0
09011.55.20	-	8,4	14,0	6,0	8,0
09012.55.20	-	8,8	11,5	8,0	-
09013.55.20	-	9,3	12,0	9,0	-
09014.55.20	M10	9,3	14,0	4,5	6,5
09015.55.20	1/8" GAS	9,3	16,0	6,8	8,3
09016.55.20	-	10,0	12,0	4,0	-
09017.55.20	-	10,0	15,0	9,0	-
09018.55.20	M12 x 1,5	10,7	14,0	5,5	7,5
09019.55.20	-	10,7	14,8	9,0	-
09020.55.20	M12 x 1,25 - M12 x 1	11,3	14,4	5,5	2,0
09021.55.20	M14	11,9	16,0	7,0	9,0
09022.55.20	-	12,3	16,0	7,0	9,0
09023.55.20	M14 x 1,5	12,8	20,0	7,8	10,3

P/N	FILETTATURA Thread	DIMENSIONI Sizes			
		d	D	h	H
09024.55.20	M14 x 1,5 M14 x 1,25	13,7	18,7	7,0	2,0
09025.55.20	-	13,7	20,0	8,0	10,0
09026.55.20	-	14,0	18,7	7,0	2,0
09027.55.20	-	14,5	20,0	5,5	7,5
09028.55.20	-	14,6	18,5	9,5	-
09029.55.20	M16 x 1,5	15,0	18,7	7,0	2,0
09030.55.20	-	15,6	20,0	8,0	10,0
09031.55.20	M18 x 2 - M18 x 1,5 M18 x 1	16,5	18,7	7,0	2,0
09032.55.20	-	17,0	22,0	8,2	10,8
09033.55.20	M20 x 2	17,8	24,6	9,0	2,3
09034.55.20	-	18,4	25,0	8,0	10,5
09035.55.20	-	18,8	21,5	9,0	-
09036.55.20	1/2" GAS	19,3	25,0	8,0	10,5
09037.55.20	M22 x 2	19,5	24,6	9,0	2,1
09038.55.20	-	20,5	25,5	9,0	-
09039.55.20	M22 x 1,5	20,5	30,0	10,7	13,2
09040.55.20	M22 x 1,5	20,1	24,6	9,0	2,1
09041.55.20	-	21,0	26,0	13,0	-
09042.55.20	5/8" GAS	21,2	25,0	7,5	9,5
09043.55.20	-	21,7	25,0	8,0	10,5
09044.55.20	M24 x 2	22,4	28,0	9,0	12,0

TAPPI A TESTA PIANA | Flat head caps

MATERIALE | MATERIAL: Polietilene | PE LD (Low density polyethylene)**COLORI STANDARD** | STANDARD COLOURS: Naturale - Articoli speciali su richiesta | Natural - Special items on demand

P/N	FILETTATURA Thread	DIMENSIONI Sizes			
		d	D	h	H
09045.55.20	-	23,0	27,4	19,3	-
09046.55.20	-	23,4	28,0	3,0	12,0
09047.55.20	-	24,0	27,0	12,8	-
09048.55.20	3/4" GAS	24,6	28,0	9,0	12,0
09049.55.20	-	24,8	31,5	6,0	-
09050.55.20	-	25,0	32,0	13,0	-
09051.55.20	M27 x 1,5	25,5	28,0	7,5	9,5
09052.55.20	M28 x 1,5	26,5	28,0	9,0	12,0
09053.55.20	-	27,0	29,6	15,0	-
09054.55.20	M30 x 3	27,5	34,8	12,0	2,5
09055.55.20	-	28,6	34,0	15,0	-
09056.55.20	-	29,0	36,0	12,0	15,0
09057.55.20	7/8" GAS	30,5	36,0	12,0	15,0
09058.55.20	M33 x 1,5 - 1" GAS	31,8	36,0	10,0	12,5
09059.55.20	M33 x 2 - M33 x 1,5 M36 x 3	32,6	34,8	12,0	2,5
09060.55.20	M35 x 1,5	33,5	36,0	12,0	15,0
09061.55.20	-	33,5	41,0	12,0	-
09062.55.20	-	34,8	42,0	15,0	18,0
09063.55.20	-	35,5	46,5	15,0	-
09064.55.20	-	36,5	45,0	15,0	18,0
09065.55.20	M39 x 3	37,6	40,4	12,0	2,5
09066.55.20	-	38,4	42,0	15,0	18,0

P/N	FILETTATURA Thread	DIMENSIONI Sizes			
		d	D	h	H
09067.55.20	-	40,6	44,0	15,0	18,0
09068.55.20	-	42,0	44,5	16,0	18,0
09069.55.20	-	36,5	47,0	18,0	20,0
09070.55.20	-	42,3	48,0	15,0	18,0
09071.55.20	-	43,3	50,5	15,0	-
09072.55.20	-	46,0	55,0	18,0	21,0
09073.55.20	-	50,5	57,0	14,0	-
09074.55.20	1 3/4" GAS	51,5	55,0	18,0	21,0
09075.55.20	-	52,5	60,0	14,0	-
09076.55.20	M56 x 4 - M56 x 3 M56 x 2	54,1	58,7	18,0	3,0
09077.55.20	-	55,3	59,5	19,5	-
09078.55.20	2" GAS	58,0	64,0	18,0	21,0
09079.55.20	-	59,6	73,5	18,0	3,0
09080.55.20	M72 x 2	70,0	78,0	18,0	21,5
09081.55.20	M75 x 1,5	73,7	82,3	17,4	3,0
09082.55.20	M80 x 4	80,8	92,5	17,4	3,0
09083.55.20	-	85,0	93,5	18,0	-
09084.55.20	M76 x 2	86,5	99,3	17,4	-
09085.55.20	M100 x 2	98,8	112,0	17,4	3,0
09086.55.20	-	110,5	130,0	18,0	-
09087.55.20	M115 x 4	111,7	123,0	17,4	3,0

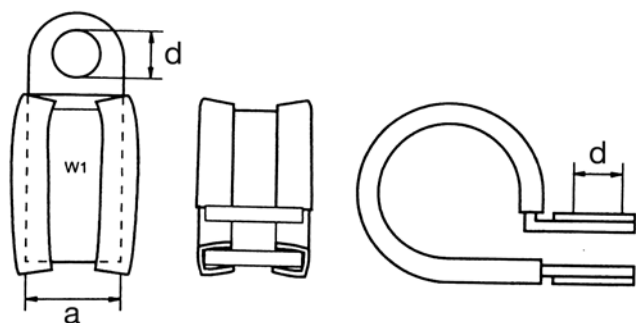
FISSAGGI METALLICI

METAL FASTENERS



COLLARE GOMMATO | Collars with EPDM protection

MATERIALE | MATERIAL: Acciaio galvanizzato - EPDM - A richiesta anche in acciaio Inox | Galvanized steel - EPDM - Stainless steel on demand

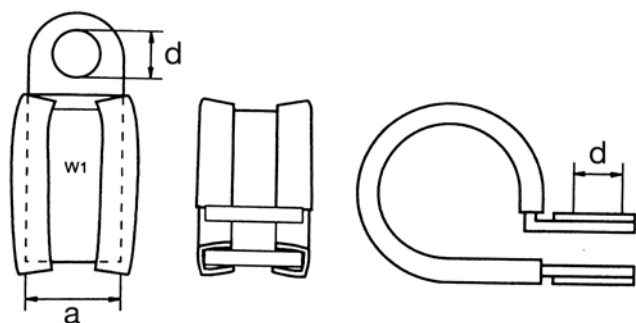


P/N	DIMENSIONI Sizes		
	A	Ø TUBO Pipe	d
01205.12.00	12	5	5,3
01206.12.00	12	6	5,3
01208.12.00	12	8	5,3
01210.12.00	12	10	5,3
01212.12.00	12	12	5,3
01213.12.00	12	13	5,3
01214.12.00	12	14	5,3
01215.12.00	12	15	5,3
01216.12.00	12	16	5,3
01217.12.00	12	17	5,3
01218.12.00	12	18	5,3
01219.12.00	12	19	5,3
01220.12.00	12	20	5,3
01221.12.00	12	21	5,3
01222.12.00	12	22	5,3
01223.12.00	12	23	5,3
01224.12.00	12	24	5,3
01225.12.00	12	25	5,3

P/N	DIMENSIONI Sizes		
	A	Ø TUBO Pipe	d
01226.12.00	12	26	5,3
01227.12.00	12	27	5,3
01228.12.00	12	28	5,3
01506.12.00	15	6	6,4
01508.12.00	15	8	6,4
01510.12.00	15	10	6,4
01512.12.00	15	12	6,4
01513.12.00	15	13	6,4
01514.12.00	15	14	6,4
01515.12.00	15	15	6,4
01516.12.00	15	16	6,4
01517.12.00	15	17	6,4
01518.12.00	15	18	6,4
01519.12.00	15	19	6,4
01520.12.00	15	20	6,4
01521.12.00	15	21	6,4
01522.12.00	15	22	6,4

COLLARE GOMMATO | Collars with EPDM protection

MATERIALE | MATERIAL: Acciaio galvanizzato - EPDM - A richiesta anche in acciaio Inox | Galvanized steel - EPDM - Stainless steel on demand

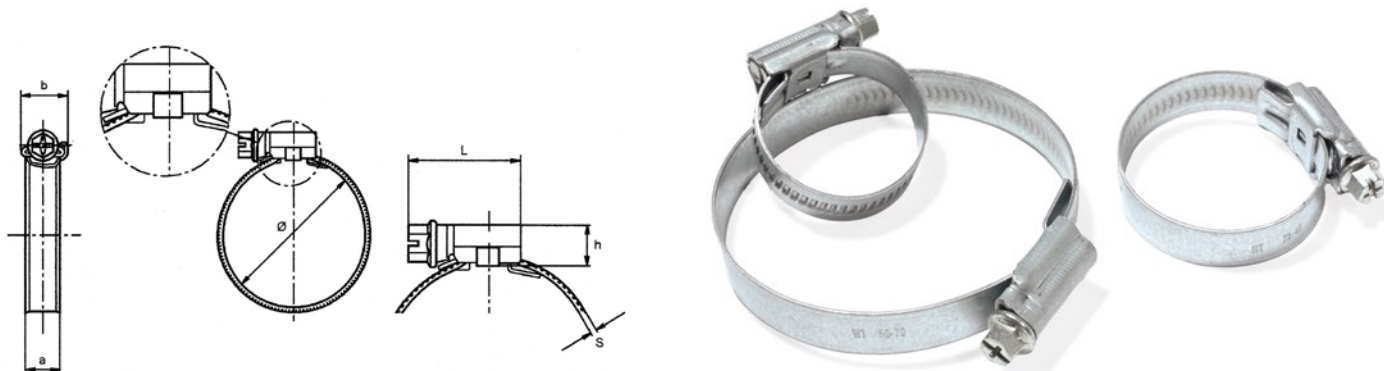


P/N	DIMENSIONI Sizes		
	A	Ø TUBO Pipe	d
01523.12.00	15	23	6,4
01525.12.00	15	25	6,4
01526.12.00	15	26	6,4
01528.12.00	15	28	6,4
01530.12.00	15	30	6,4
01532.12.00	15	32	6,4
01534.12.00	15	34	6,4
01535.12.00	15	35	6,4
01537.12.00	15	37	6,4
01538.12.00	15	38	6,4
01540.12.00	15	40	6,4
02011.12.00	20	11	8,4
02012.12.00	20	12	8,4
02013.12.00	20	13	8,4
02014.12.00	20	14	8,4
02015.12.00	20	15	8,4
02016.12.00	20	16	8,4

P/N	DIMENSIONI Sizes		
	A	Ø TUBO Pipe	d
02018.12.00	20	18	8,4
02019.12.00	20	19	8,4
02020.12.00	20	20	8,4
02021.12.00	20	21	8,4
02022.12.00	20	22	8,4
02023.12.00	20	23	8,4
02024.12.00	20	24	8,4
02025.12.00	20	25	8,4
02027.12.00	20	27	8,4
02028.12.00	20	28	8,4
02030.12.00	20	30	8,4
02032.12.00	20	32	8,4
02034.12.00	20	34	8,4
02035.12.00	20	35	8,4
02036.12.00	20	36	8,4
02038.12.00	20	38	8,4
02040.12.00	20	40	8,4

STRINGITUBO A VITE "S"**Hose clamp with screw "S" (DIN 3017 Heavy)****MATERIALE | MATERIAL:**

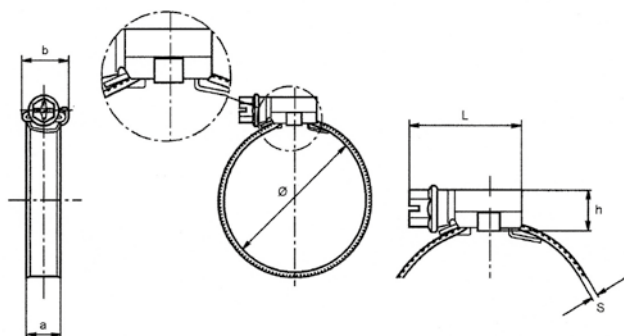
Banda in acciaio galvanizzato DIN 1.0935 - Vite in acciaio Qst 36-3 DIN 1.0213 | Galvanized steel band DIN 1.0935 - Screw Qst 36-3 steel DIN 1.0213



P/N	Ø	L	S(+0,10)	h	a +0,4 -0,2	b max	COPPIA MAX. Nm Max. Torque Nm	PRESS. MAX. BAR Max. Press. Bar
09001.12.00	16-27	29,6	0,8	11,0	12,2	18,0	4,2	45,0
09002.12.00	20-32	29,6	0,8	11,0	12,2	18,0	5,2	45,0
09003.12.00	25-40	29,6	0,8	11,0	12,2	18,0	5,2	40,0
09004.12.00	30-45	29,6	0,8	11,0	12,2	18,0	5,2	35,0
09005.12.00	32-50	29,6	0,8	11,0	12,2	18,0	6,0	35,0
09006.12.00	40-60	29,6	0,8	11,0	12,2	18,0	6,0	30,0
09007.12.00	50-70	31,6	0,8	11,0	12,2	18,0	6,8	25,0
09008.12.00	60-80	31,6	0,8	11,0	12,2	18,0	6,8	20,0
09009.12.00	70-90	31,6	0,8	11,0	12,2	18,0	6,8	17,0
09010.12.00	80-100	31,6	0,8	11,0	12,2	18,0	6,8	14,0
09011.12.00	90-110	31,6	0,8	11,0	12,2	18,0	6,8	12,0
09012.12.00	100-120	31,6	0,8	11,0	12,2	18,0	6,8	10,0
09013.12.00	110-130	31,6	0,8	11,0	12,2	18,0	6,8	8,0
09014.12.00	120-140	34,6	0,8	11,0	12,2	18,0	6,8	7,0
09015.12.00	130-150	34,6	0,8	11,0	12,2	18,0	6,8	6,0
09016.12.00	140-160	34,6	0,8	11,0	12,2	18,0	6,8	5,0
09017.12.00	150-170	34,6	0,8	11,0	12,2	18,0	6,8	4,0
09018.12.00	160-180	34,6	0,8	11,0	12,2	18,0	6,8	3,0
09019.12.00	170-190	34,6	0,8	11,0	12,2	18,0	6,8	2,0
09020.12.00	180-200	34,6	0,8	11,0	12,2	18,0	6,8	2,0
09021.12.00	190-210	34,6	0,8	11,0	12,2	18,0	6,8	1,8
09022.12.00	200-220	34,6	0,8	11,0	12,2	18,0	6,8	1,8
09023.12.00	210-230	34,6	0,8	11,0	12,2	18,0	6,8	1,6
09024.12.00	220-240	34,6	0,8	11,0	12,2	18,0	6,8	1,6

STRINGITUBO A VITE "L"**Hose clamp with screw "L" (DIN 3017 Light)****MATERIALE | MATERIAL:**

Banda in acciaio galvanizzato DIN 1.0935 - Vite in acciaio Qst 36-3 DIN 1.0213 | Galvanized steel band DIN 1.0935 - Screw Qst 36-3 steel DIN 1.0213



P/N	Ø	L	S(+0,10)	h	a +0,4 -0,2	b max	COPPIA MAX. Nm Max. Torque Nm	PRESS. MAX. BAR Max. Press. Bar
08753.12.00	8-16	22,1	0,6	10,0	9,0	14,0	3,0	45,0
08761.12.00	12-22	22,1	0,6	10,0	9,0	14,0	3,0	45,0
08770.12.00	16-27	23,6	0,7	10,0	9,0	14,0	3,5	42,0
08788.12.00	20-32	23,6	0,7	10,0	9,0	14,0	3,5	36,0
08796.12.00	25-40	25,6	0,7	10,0	9,0	14,0	4,0	32,0
08809.12.00	30-45	25,6	0,7	10,0	9,0	14,0	4,0	28,0
08817.12.00	32-50	25,6	0,7	10,0	9,0	14,0	4,0	24,0
08825.12.00	40-60	25,6	0,7	10,0	9,0	14,0	4,0	19,0
08833.12.00	50-70	29,6	0,7	10,0	9,0	14,0	4,0	17,0
08841.12.00	60-80	29,6	0,7	10,0	9,0	14,0	4,0	15,0
08850.12.00	70-90	29,6	0,7	10,0	9,0	14,0	4,0	13,0
08868.12.00	80-100	29,6	0,7	10,0	9,0	14,0	4,0	11,0
08876.12.00	90-110	29,6	0,7	10,0	9,0	14,0	4,0	10,0
08884.12.00	100-120	29,6	0,7	10,0	9,0	14,0	4,0	9,0
08892.12.00	110-130	29,6	0,7	10,0	9,0	14,0	4,0	8,0
08905.12.00	120-140	29,6	0,7	10,0	9,0	14,0	4,0	7,0
08913.12.00	130-150	29,6	0,7	10,0	9,0	14,0	4,0	6,0
08921.12.00	140-160	29,6	0,7	10,0	9,0	14,0	4,0	5,0

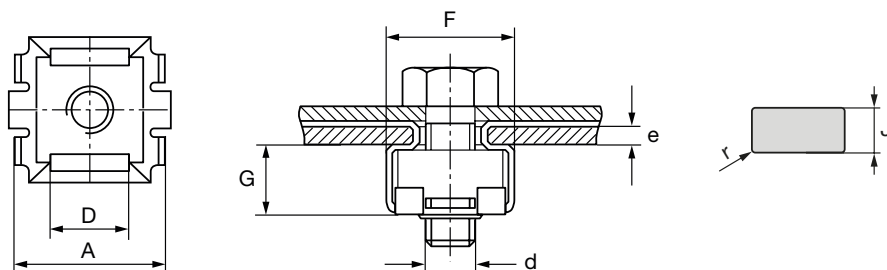
DADI IN GABBIA | Cage nuts

PER FORI QUADRI | For square holes

MATERIALE | MATERIAL:

Gabbia: Acciaio Inox 18/10 | Cage: Stainless Steel 18/10

Dado: Acciaio Zincato | Nuts: Galvanized Steel



P/N	d Ø VITE Ø Screw	e SPESSORE LAMIERA Sheet Thickness	J	A (+0,6)	D (±0,2)	F (0,4)	G (±0,3)	r max
00101.12.00	M3	0,3÷0,9	5,3	9,3	4,8	9,7	3,6	0,25
00102.12.00	M3	1,0÷1,6	5,3	9,3	4,8	9,7	3,6	0,25
00103.12.00	M3	1,7÷2,3	5,3	9,3	4,8	9,7	3,6	0,25
00104.12.00	M4	0,3÷0,9	5,3	9,3	4,8	9,7	3,6	0,25
00105.12.00	M4	1,0÷1,6	5,3	9,3	4,8	9,7	3,6	0,25
00106.12.00	M4	1,7÷2,3	5,3	9,3	4,8	9,7	3,6	0,25
00107.12.00	M4	0,5÷1,5	8,3	12	7,2	12,2	6	1
00108.12.00	M4	1,6÷2,5	8,3	12	7,2	12,2	6	1
00109.12.00	M4	2,6÷3,5	8,3	12	7,2	12,2	6	1
00110.12.00	M4	0,7÷1,6	9,5	13,2	8,2	12,2	6	1
00111.12.00	M4	1,7÷2,7	9,5	13,2	8,2	12,2	6	1
00112.12.00	M4	2,7÷3,5	9,5	13,2	8,2	12,2	6	1
00113.12.00	M5	0,5÷1,5	8,3	12	7,2	12,2	6	1
00114.12.00	M5	1,6÷2,5	8,3	12	7,2	12,2	6	1
00115.12.00	M5	2,6÷3,5	8,3	12	7,2	12,2	6	1
00116.12.00	M5	0,7÷1,6	9,5	13,1	8,2	12,2	6,3	1
00117.12.00	M5	1,7÷2,7	9,5	13,1	8,2	12,2	6,3	1
00118.12.00	M5	2,8÷3,8	9,5	13,1	8,2	12,2	6,3	1
00119.12.00	M6	0,5÷1,5	8,3	12	7,2	12,2	6	1
00120.12.00	M6	1,6÷2,5	8,3	12	7,2	12,2	6	1
00121.12.00	M6	2,6÷3,5	8,3	12	7,2	12,2	6	1
00122.12.00	M6	0,7÷1,6	9,5	13,1	8,2	13,5	6,3	1
00123.12.00	M6	1,7÷2,7	9,5	13,1	8,2	13,5	6,3	1
00124.12.00	M6	2,8÷3,8	9,5	13,1	8,2	13,5	6,3	1
00125.12.00	M6	1,0÷1,7	12,3	16	10,6	16,6	7,8	1
00126.12.00	M6	1,8÷3,2	12,3	16	10,6	16,6	7,8	1
00127.12.00	M6	3,3÷4,7	12,3	16	10,6	16,6	7,8	1
00128.12.00	M8	1,0÷1,7	12,3	16	10,6	16,6	7,8	1
00129.12.00	M8	1,8÷3,2	12,3	16	10,6	16,6	7,8	1
00130.12.00	M8	3,3÷4,7	12,3	16	10,6	16,6	7,8	1
00131.12.00	M10	1,0÷1,7	12,3	16	10,6	16,6	7,8	1
00132.12.00	M10	1,8÷3,2	12,3	16	10,6	16,6	7,8	1
00133.12.00	M10	3,3÷4,7	12,3	16	10,6	16,6	7,8	1

MONTAGGIO FRONTALE | Front mounting

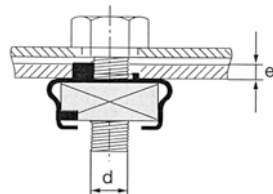
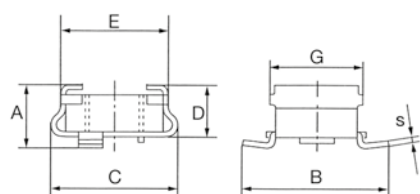
MATERIALE | MATERIAL:

Gabbia: Acciaio per molle | Cage: Steel Ck67

Finitura: Trattato in olio antiruggine | Finish: Anti-rust oil-dipped

Dado: Acciaio Din 1654 | Nuts: Steel Din 1654

Durezza: Hrc 40 ÷ 47 - Hv 390 ÷ 470 | Hardness: Hrc 40 ÷ 47 - Hv 390 ÷ 470



Fori Montaggio / Mounting Holes

Fig. 1

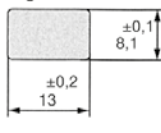



Fig. 2



P/N	d Ø VITE Ø Screw	e SPESSORE LAMIERA Sheet Thickness	A(+0,3)	B(±0,5)	C(±0,3)	D(±0,3)	E(±0,3)	s	G(±0,3)	FIGURA
00201.12.00	M4	0,5÷1,0	7,6	19,5	13	5,9	11,2	0,5	12	1
00202.12.00	M4	1,0÷1,5	8,1	18,5	13	5,9	11,2	0,5	12	1
00203.12.00	M4	1,5÷2,0	8,6	17,5	13	5,9	11,2	0,5	12	1
00204.12.00	M5	0,5÷1,0	7,6	19,5	13	5,9	11,2	0,5	12	1
00205.12.00	M5	1,0÷1,5	8,1	18,5	13	5,9	11,2	0,5	12	1
00206.12.00	M5	1,5÷2,0	8,6	17,5	13	5,9	11,2	0,5	12	1
00207.12.00	M6	0,5÷1,0	7,6	19,5	13	5,9	11,2	0,5	12	1
00208.12.00	M6	1,0÷1,5	8,1	18,5	13	5,9	11,2	0,5	12	1
00209.12.00	M6	1,5÷2,0	8,6	17,5	13	5,9	11,2	0,5	12	1
00210.12.00	M7	0,6÷1,1	9,4	27,4	19	7,4	15,5	0,7	16,5	2
00211.12.00	M7	1,1÷1,6	9,4	26,4	19	7,4	15,5	0,7	16,5	2
00212.12.00	M7	1,6÷2,1	10,4	25,4	19	7,4	15,5	0,7	16,5	2
00213.12.00	M8	0,6÷1,1	9,4	27,4	19	7,4	15,5	0,7	16,5	2
00214.12.00	M8	1,1÷1,6	9,9	26,4	19	7,4	15,5	0,7	16,5	2
00215.12.00	M8	1,6÷2,1	10,4	25,4	19	7,4	15,5	0,7	16,5	2

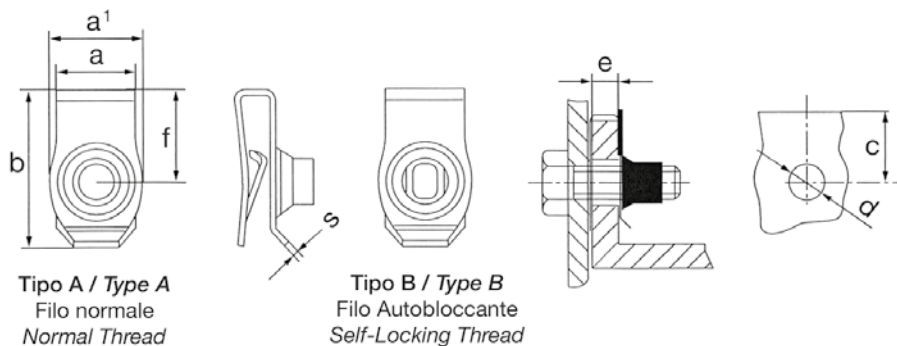
UNIVERSALE-T | Universal-T

MATERIALE | MATERIAL:

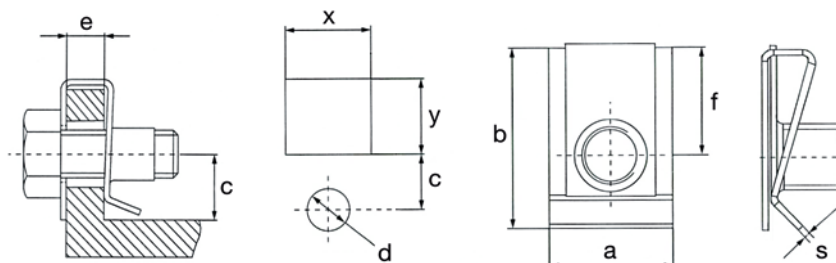
Acciaio per molle | Steel C45E

Tipo A: Filettatura Normale | Type A: Standard Thread

Tipo B: Filettatura Autobloccante | Type B: Self-Locking Thread



P/N	Ø VITE Ø Screw	e SPESSORE LAMIERA Sheet Thickness	a	a1	b	f	s	c	d	TIPO / TYPE
00401.12.00	M6	0,8÷4,0	12,5	14,5	24,4	14,4	0,9	12	10	A
00402.12.00	M6	0,8÷4,0	12,5	14,5	30,4	20,4	0,9	18	10	A
00403.12.00	M6	0,8÷4,0	12,5	14,5	30,4	20,4	0,9	18	10	B
00404.12.00	M8	0,8÷4,0	14,2	17	26	15,5	1	13	11,5	A
00405.12.00	M8	0,8÷4,0	14,2	17	26	15,5	1	13	11,5	B

UNIVERSALE | *Universal***MATERIALE** | *MATERIAL:*Acciaio per molle | *Steel C45E*Finitura: trattato in olio antiruggine | *Finish: Anti-rust oil-dipped*

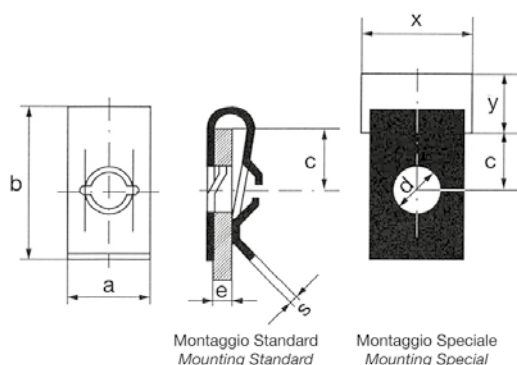
P/N	d Ø VITE Ø Screw	e SPESSORE LAMIERA Sheet Thickness	a	b	f	s	d	c	x	y	TRATTAMENTO SUPERFICIALE SURFACE TREATMENT
00301.12.00	M5	0,5÷4,0	12	14,8	8	0,6	6,2	7			
00302.12.00	M5	0,5÷4,0	12	14,8	8	0,6	6,2	7			GEOMET GEOMET
00303.12.00	M5	0,5÷4,0	12	14,8	8	0,6	6,2	7			ZINCATO + NICHEL GALVANIZED + NICKEL
00304.12.00	M5	0,5÷4,0	14	19,6	10,6	0,6	6,2	9,4			GEOMET
00305.12.00	M5	0,5÷4,0	14,5	21,6	12,2	0,6	7,7	10	16	10	ZINCATO + NICHEL GALVANIZED + NICKEL
00306.12.00	M6	0,5÷4,0	15	22	12,2	0,75	9,2	11	17	15	
00307.12.00	M6	0,5÷4,0	15	22,5	12,2	0,75	9,2	11	17	15	GEOMET GEOMET
00308.12.00	M6	0,5÷4,0	15	22	12,2	0,75	9,2	11	17	15	
00309.12.00	M6	0,7÷4,0	16	23,8	12,75	0,85	9	11,5			ZINCATO BIANCO WHITE GALVANIZED
00310.12.00	M6	0,7÷4,0	16	23,8	12,75	0,85	9	11,5			GEOMET GEOMET
00311.12.00	M8	0,5÷4,0	16,6	24,3	14,5	1	11,2	13	18	16	
00312.12.00	M8	0,5÷4,0	16,6	24,3	14,5	1	11,2	13	18	16	ZINCATO BIANCO WHITE GALVANIZED

PER VITI DIN 7970 | For DIN 7970 screws

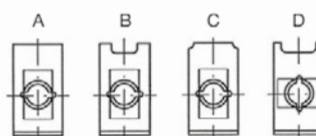
MATERIALE | MATERIAL:

Acciaio per molle | Steel CK67

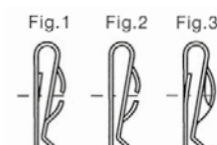
Finitura: trattato in olio antiruggine | Finisch: anti-rust oil-dipped



FORME | FORMS



PROFILI | PROFILES



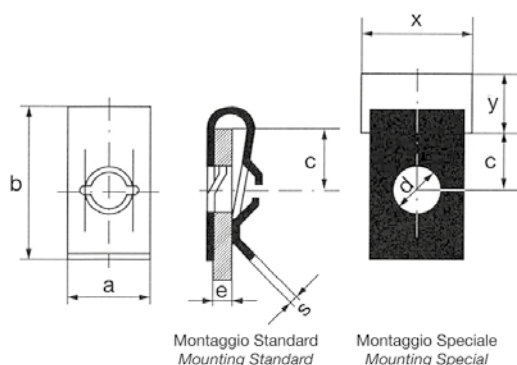
P/N	Figura Figure	d ø DIN 7970	e SPESSORE LAMIERA Sheet Thickness	a ± 0,3	b ± 0,3	s	d ± 0,2	c -0,3	x min	y min	TRATTAMENTO SUPERFICIALE SURFACE TREATMENT
00501.12.00	3	2,9 (ISO-4)	0,6÷1,2	9	16	0,4	6	8,5	9,5	8,5	ZINCATO BIANCO WHITE GALVANIZED
00502.12.00	1	2,9 (ISO-4)	0,7÷1,2	8	11	0,5	5	4,5	8,5	6	
00503.12.00	1	2,9 (ISO-4)	2,0÷3,0	8	12	0,5	4,7	5	8,5	8	GEOMET GEOMET
00504.12.00	1	3,5 (ISO-6)	0,7÷1,0	9	12	0,6	5	6,5	9,5	7	
00505.12.00	1	3,5 (ISO-6)	1,1÷1,5	9	12	0,6	5	6	9,5	7	
00506.12.00	1	3,5 (ISO-6)	1,6÷2,0	9	12	0,6	5	6	9,5	7	
00507.12.00	1	3,5 (ISO-6)	2,1÷2,5	15	11,5	0,6	5	5	9,5	7,5	
00508.12.00	1	3,9 (ISO-7)	0,7÷1,0	9	12	0,6	6	6,5	9,5	7	
00509.12.00	1	3,9 (ISO-7)	1,1÷1,5	9	12	0,6	6	6	9,5	7	
00510.12.00	1	4,2 (ISO-8)	0,6÷0,8	16	11,7	0,6	6,5	5	16,5	7	
00511.12.00	1	4,2 (ISO-8)	0,6÷1,1	9	10,5	0,6	6	5,3	9,5	6	
00512.12.00	1	4,2 (ISO-8)	0,7÷1,0	9	12	0,6	6	6,5	9,5	7	
00513.12.00	1	4,2 (ISO-8)	0,7÷1,6	11	17,6	0,6	7	8	11,5	8,5	
00514.12.00	1	4,2 (ISO-8)	0,8÷1,5	9	19	0,6	7	12	9,5	12	
00515.12.00	1	4,2 (ISO-8)	1,1÷1,5	9	12	0,6	6	6	9,5	7	
00516.12.00	1	4,2 (ISO-8)	1,4÷1,6	9	10,5	0,6	6	4,5	9,5	6	
00517.12.00	1	4,2 (ISO-8)	1,6÷2,0	9	12	0,6	6	6	9,5	7	

PER VITI DIN 7970 | For DIN 7970 screws

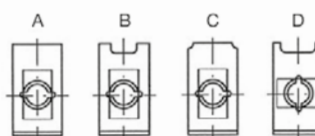
MATERIALE | MATERIAL:

Acciaio per molle | Steel CK67

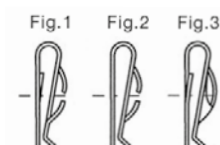
Finitura: trattato in olio antiruggine | Finisch: anti-rust oil-dipped



FORME | FORMS



PROFILI | PROFILES



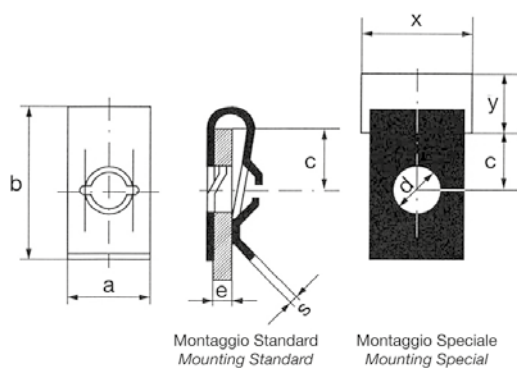
P/N	Figura Figure	d ø DIN 7970	e SPESSORE LAMIERA Sheet Thickness	a ± 0,3	b ± 0,3	s	d ± 0,2	c -0,3	x min	y min	TRATTAMENTO SUPERFICIALE SURFACE TREATMENT
00518.12.00	1	4,2 (ISO-8)	1,7÷2,2	16	15,5	0,6	6	6	16,5	8,5	
00519.12.00	1	4,2 (ISO-8)	1,7÷2,2	16	15,5	0,6	6	6	16,5	8,5	ACCIAIO INOX STAINLESS STEEL
00520.12.00	1	4,2 (ISO-8)	2,1÷2,5	9	11,5	0,6	6	5	9,5	7,5	
00521.12.00	1	4,2 (ISO-8)	2,1÷2,5	9	11,5	0,6	6	5	9,5	7,5	ACCIAIO INOX STAINLESS STEEL
00522.12.00	2	4,2 (ISO-8)	3,5÷4,8	11	16	0,6	6,5	6,5	11,5	8,5	
00523.12.00	1	4,8 (ISO-10)	0,6÷1,0	12	21	0,7	7	9,5	12,5	12	
00524.12.00	1	4,8 (ISO-10)	0,9÷1,4	12	15	0,7	7	6,5	12,5	10	
00525.12.00	1	4,8 (ISO-10)	1,1÷2,5	12	21	0,7	7	9	12,5	12	
00526.12.00	1	4,8 (ISO-10)	1,5÷2,4	12	15	0,7	7	6	12,5	10	
00527.12.00	2	4,8 (ISO-10)	1,5÷2,5	11	12,8	0,7	7	6,5	11,5	8	ACCIAIO INOX STAINLESS STEEL
00528.12.00	1	4,8 (ISO-10)	1,5÷3,0	12	20,9	0,7	5,5	9	12,5	12	
00529.12.00	2	4,8 (ISO-10)	2,5÷3,2	12	15	0,7	7	5,5	12,5	10	
00530.12.00	1	4,8 (ISO-10)	2,6÷3,8	12	21	0,7	7	8	12,5	12	
00531.12.00	1	5,5 (ISO-12)	0,4÷0,9	16	16,5	0,8	7	9	16,5	9	
00532.12.00	2	5,5 (ISO-12)	0,8÷1,5	16	14,7	0,8	6,5	6,5	16,5	9	
00533.12.00	1	5,5 (ISO-12)	1,6÷2,1	16	16	0,8	7	8	16,5	9	

PER FILETTATURA METRICA | For metric screw

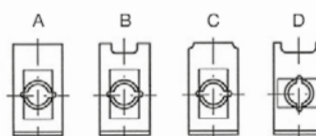
MATERIALE | MATERIAL:

Acciaio per molle | Steel CK67

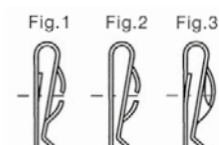
Finitura: trattato in olio antiruggine | Finish: anti-rust oil-dipped



FORME | FORMS



PROFILI | PROFILES



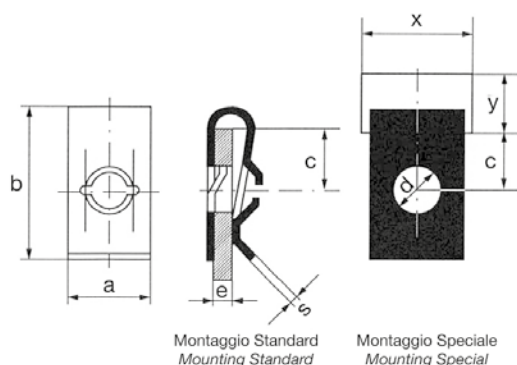
P/N	Figura Figure	e SPESSORE LAMIERA Sheet Thickness	d ø ACME	a	b	s	d	c	x min	y min
00601.12.00	1	0,6÷1,1	1/4"	18	16,4	0,9	8,5	7,5	18,5	8
00602.12.00	1	0,7÷1,4	1/4"	14	30	0,8	9	16,5	14,5	10
00603.12.00	1	1,2÷1,8	1/4"	18	16,3	0,9	8,5	7	18,5	8
00604.12.00	1	1,5÷2,3	1/4"	14	30,5	1	9	16,5	14,5	12

PER VITI METRICHE | For metric screws

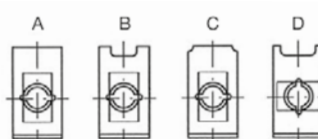
MATERIALE | MATERIAL:

Acciaio per molle | Steel CK67

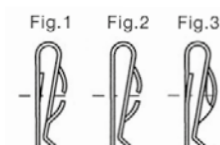
Finitura: trattato in olio antiruggine | Finish: anti-rust oil-dipped



FORME | FORMS



PROFILI | PROFILES



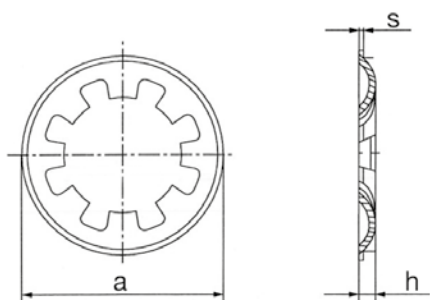
P/N	Figura Figure	e SPESSORE LAMIERA Sheet Thickness	d ø VITE	a ± 0,2	b ± 0,3	s	d ± 0,2	c - 0,3	x min	y min	
00701.12.00	1	0,8÷1,6	M3	8	12	0,35	5		8,5	6,5	
00702.12.00	2	0,6÷2,5	M4	10	16	0,45	5		10,5	8,5	
00703.12.00	2	0,6÷2,5	M4	10	16	0,46	6		10,5	8,5	ACCIAIO INOX STAINLESS STEEL
00704.12.00	1	1,0÷2,0	M4	10	18	0,46	6		10,5	8,5	
00705.12.00	1	3,0÷4,0	M4	10	17,5	0,46	6		10,5	8,5	
00706.12.00	1	0,6÷1,1	M5	12	15	0,57	7		12,5	8	
00707.12.00	1	0,6÷1,4	M5	12	21	0,57	7		12,5	10	
00708.12.00	1	0,6÷1,4	M5	12	24	0,57	7		12,5	10,7	
00709.12.00	1	1,2÷1,8	M5	12	15	0,57	7		12,5	8	
00710.12.00	1	1,5÷2,6	M5	12	21	0,57	7		12,5	10	
00711.12.00	1	1,5÷2,6	M5	12	24	0,57	7		12,5	10,7	
00712.12.00	1	1,9÷2,2	M5	12	15	0,57	7		12,5	8	
00713.12.00	1	2,3÷3,0	M5	12	14,7	0,57	7		12,5	8	
00714.12.00	1	1,0÷1,8	M6	16	16,5	0,58	8		16,5	8	
00715.12.00	1	1,9÷3,0	M6	16	16,2	0,58	8		16,5	8	
00716.12.00	1	2,0÷3,2	M6	16	24,5	0,58	8		14,5	10,7	
00717.12.00	1	3,3÷4,6	M6	16	24,5	0,58	8		14,5	10,7	

PER FISSAGGIO SU PERNI LISCI | For plain studs

MATERIALE | MATERIAL:

Acciaio per molle | Steel CK67

Finitura: zincato | Finish: zinc plated

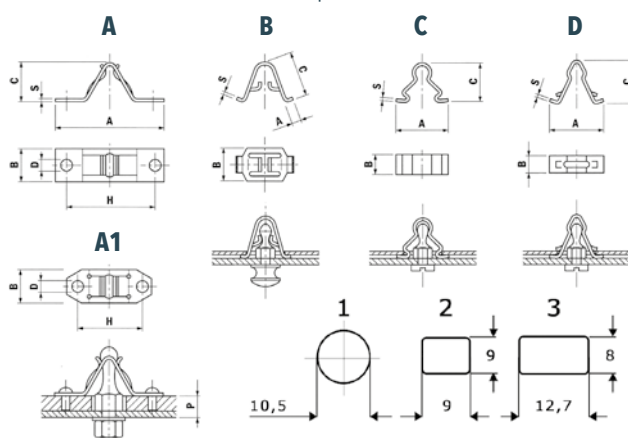


P/N	a	s	h
00801.12.00	7	0,2	0,7
00802.12.00	7,3	0,3	0,8
00803.12.00	10	0,3	0,8
00804.12.00	11	0,3	0,9
00805.12.00	13	0,3	1
00806.12.00	14	0,3	1
00807.12.00	16	0,3	1,2
00808.12.00	17	0,3	1,4
00809.12.00	16	0,3	1,4
00810.12.00	22	0,4	1,4
00811.12.00	24	0,4	1,4

MATERIALE | MATERIAL:

ACC C67S EN 10132-4

Spring steel C67S EN 10132-4

FORME | FORMS


P/N	SPESSORE PANNELLO Sheet Thickness	FORMA Form	DIMENSIONI Sizes						FORO Hole	FORMA Form
			A	B	C	D ± 0,05 - 0	H ± 0,05	S		
01601.41.00	0,7 - 4,0	A	50,5	17	15,9	3,25	37	0,5	-	A
01602.41.00	0,5 - 1,0	A	26	11	7		19	0,5	-	A1
01603.41.00	0,7 - 4,0	A	50	17	16	4	37	0,6	-	A
01604.41.00	0,9 - 1,2	B	3,5	14	18,15	-	-	0,45	3	B
01605.41.00	0,8 - 1,8	B	3,5	16	18,15	-	-	0,5	3	B
01606.41.00	0,9 - 1,2	C	17	6	13,8	-	-	0,4	1/2	C
01607.41.00	1,3 - 1,6	C	17	6	14,2	-	-	0,4	1/2	C
01608.41.00	1,7 - 2,0	C	17	6	14,6	-	-	0,4	1/2	C
01609.41.00	0,8 - 1,0	D	24	7,6	16,2	-	-	0,5	12X8	D

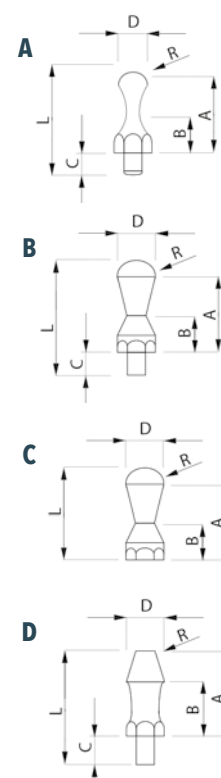
MATERIALE | MATERIAL:

Acciaio zincato bianco | Steel zinc plated

P/N	Ø VITE Screw	DIMENSIONI Sizes						FORMA Form
		A ± 0,3	B ± 0,3	C ± 0,3	D ± 0,3	R	L ± 0,3	
01610.41.00	M4	13	8,5	9	5,3	2,7	24	A
01611.41.00	M4	9	6,3	8	5,3	2,7	19	A
01612.41.00	M5	22	12,7	10	9	4,4	35	B
01613.41.00	M5	13	8,5	9	5,3	2,7	24	A
01614.41.00	M5	21	12,7	/	9	4,4	24	C
01615.41.00	M4	12,5	10	7,2	5	5	23	D
01616.41.00	M5	12,5	10	7,2	5	5	23	D

COMBINAZIONI DEGLI ELEMENTI | Products combination

MOLLA Spring		PERNO Stud	
1)	01601.41.00 / 01603.41.00	1)	01612.41.00 / 01614.41.00
2)	01602.41.00	2)	01611.41.00
3)	01604.41.00 / 01605.41.00	3)	01610.41.00 / 01613.41.00
4)	01606.41.00 / 01607.41.00 / 01608.41.00	4)	01610.41.00 / 01613.41.00
5)	01609.41.00	5)	01610.41.00 / 01613.41.00 / 01615.41.00 / 01616.41.00

FORME | FORMS


**INFORMAZIONI
TECNICHE E CONDIZIONI
GENERALI DI VENDITA**

***TECHNICAL INFORMATION
AND GENERAL TERMS OF SALE***

DISPONIBILITÀ DEGLI ARTICOLI: nel magazzino Fast Milano c'è disponibilità di molti degli articoli presenti a catalogo; tuttavia la presenza a catalogo di alcuni prodotti non garantisce la loro disponibilità ed è quindi necessario consultare il nostro servizio vendite.

DISEGNI: in questo catalogo si è cercato di definire graficamente il maggior numero di articoli; tuttavia, data la notevole varietà di articoli abbiamo deciso di raggrupparli per tipi omogenei. Sarà quindi possibile che fra articoli elencati nella stessa tipologia ci siano forme differenti. Consigliamo, prima della scelta di qualsiasi articoli di consultare il nostro servizio vendite.

UTILIZZO DEI PRODOTTI: Fast Milano non offre nessuna garanzia in relazione all'uso dei prodotti a catalogo. È esclusiva responsabilità dell'utilizzatore determinare se il prodotto è idoneo per una specifica applicazione.

CONSERVAZIONI DEI PRODOTTI: gli articoli prodotti sono condizionati in sacchetti di plastica dove raggiungono un equilibrato grado di saturazione acqua (in caso di polimeri igroscopici) ed un livello di performance ottimale.

È consigliabile, in particolare per gli articoli prodotti con polimeri igroscopici, di non aprire la confezione prima del reale utilizzo e di conservare i prodotti in luoghi secchi, al riparo da fonti di calore e non esposti alla luce del sole.

Le condizioni ideali di conservazione sono ad una temperatura di 23°C con 50% di umidità relativa.

Si consiglia di conservare gli articoli nella loro confezione originale. Particolare cura ed attenzione va riservata ai prodotti in Nylon 66 le cui caratteristiche meccaniche (in particolare flessibilità e resistenza alla trazione) e performance complessive dipendono in modo significativo dalle condizioni ambientali.

I prodotti adesivi fanno uso di una schiuma bianca oppure di adesivi specifici chiesti dal cliente. Per usare gli adesivi la superficie deve essere asciutta e priva di polveri, oli, ossidi, agenti antiadesivi ed altre impurità. Per applicare l'adesivo rimuovere il rivestimento protettivo dalla base autoadesiva assicurandosi di non togliere anche l'adesivo. Applicare poi la parte adesiva sulla superficie e tenere premuto con forza per alcuni secondi. Il massimo grado di adesività viene raggiunto dopo 24 ore dall'applicazione.

TECHNICAL INFORMATION

ITEMS AVAILABILITY: our warehouse has normally a large amount of items in stock. However not all items listed in this catalogue are guaranteed to be available and it's therefore necessary to inquire our Sales Department for your needs.

DRAWINGS: in our catalogue we gave a graphic description of most of the items; however, due to their large variety we had to group them by homogeneous groups. It's therefore possible that in the same grouping different parts can have different shapes. We recommend that you contact our Sales Service before choosing any single item.

USE OF PRODUCTS: Fast Milano cannot provide any warranty in relation to the use of any of the products listed in the catalogue. It is sole responsibility of the user to determine the suitability of a product for a specific application.

ITEMS STORAGE: all our products are humidified in plastic bags where they reach the right moisture content and performance level (valid for hygroscopic polymers). It's advisable, especially for items made from hygroscopic polymers, not to open the sealed plastic bag until the usage of the item and to store the products in dry places, away from direct source of heating and not to expose them to direct sunlight. The ideal storage conditions are those with temperature of 23°C and 50% of relative humidity. We advise to store the products in their original packaging to preserve their quality. Special care must be used with products made with PA (Nylon) as its mechanical properties (especially flexibility and tensile strength) and performances are significantly affected by environmental conditions. Standard adhesives use double-coated polyethylene foam or custom specified adhesives. Mounting surfaces must be clean, smooth, dry, free from corrosion, moisture, oil, dust, dirt and other contaminants. Peel off the protective paper and press firmly in place for some seconds. The adhesive achieve its optimum performance 24 hours after application.

GENERAL PLASTIC INFORMATION

MATERIALI <i>Materials</i>	CODICE <i>Item</i>	TEMPERATURA DI UTILIZZO <i>Work temperature</i>	CARATTERISTICHE <i>Features</i>
Nylon PA66 <i>Nylon PA66</i>	1	-40°C ÷ +85°C	Discreta resistenza ai raggi UV. Buona resistenza agli oli, grassi, lubrificanti e detersivi. <i>Moderated resistance to UV. Good resistance to oils, greases, lubricants and detergents.</i>
Polietilene (PE) <i>Polyethylene (PE)</i>	2	-30°C ÷ +60°C	Scarsa resistenza ai raggi UV. Buona resistenza agli oli, grassi, lubrificanti e detersivi. <i>Moderated resistance to UV. Good resistance to oils, greases, lubricants and detergents.</i>
Polipropilene (PP) <i>Polypropilene (PP)</i>	3	-40°C ÷ +85°C	Scarsa resistenza ai raggi UV. Buona resistenza agli oli, grassi, lubrificanti e detersivi. <i>Moderated resistance to UV. Good resistance to oils, greases, lubricants and detergents.</i>
Acetalica (POM) <i>Acetal (POM)</i>	4	-40°C ÷ +90°C	Buona resistenza ai raggi UV. Buona resistenza agli oli, grassi, lubrificanti e detersivi. <i>Good resistance to UV. Good resistance to oils, greases, lubricants and detergents.</i>
PVC <i>PVC</i>	5	-25°C ÷ +60°C	Buona resistenza ai raggi UV. Buona resistenza agli oli e ai grassi. <i>Good resistance to UV. Good resistance to oils and greases.</i>
Poliuretano (PU) <i>Polyurethane (PU)</i>	5	-35°C ÷ +80°C	Buona resistenza ai raggi UV. Eccellente resistenza agli oli e ai grassi. <i>Good resistance to UV. Excellent resistance to oils and greases.</i>
ABS <i>ABS</i>	6	-30°C ÷ +90°C	Scarsa resistenza ai raggi UV. Resistente agli oli e ai grassi. <i>Moderated resistance to UV. Resistant to oils and greases.</i>
Poliestere <i>Polyester</i>	7	-50°C ÷ +105°C	Discreta resistenza ai raggi UV. Ottima resistenza agli oli e ai grassi. <i>Moderated resistance to UV. Very good resistance to oils and greases.</i>
Policarbonato (PC) <i>Polycarbonate (PC)</i>	8	-40°C ÷ +100°C	Buona resistenza ai raggi UV. Resiste agli oli e ai grassi. <i>Good resistance to UV. Resistant to oils and greases.</i>

I valori indicati e le informazioni relative ai materiali impiegati per i nostri prodotti sono solo di riferimento e basati sulle schede tecniche delle materie prime.

Non hanno tuttavia una garanzia legalmente vincolante della resistenza termica e chimica per una specifica applicazione e non possono essere usate come base tecnica per scelte progettuali.

Fast Milano non si ritiene responsabile e non può essere ritenuta responsabile della loro validità.

Le proprietà meccaniche, termiche e chimiche dei diversi materiali dipendono dalle condizioni di impiego e d'esercizio, quindi si raccomanda di valutare e testare i prodotti prima di ordinarli.

The values and informations given for raw material used in our products are for reference only and are based on producers' data sheets. These values and specifications have not to be considered as legally binding for a specif application and cannot be used as a technical basis for design choises.

Fast Milano is not responsible for and cannot be held responsible for their validity.

The mechanical, thermal and chemical properties of the different materials depend on the installation and operating conditions, so it is recommended to evaluate and test the products before ordering.

Salvo che sia diversamente concordato per iscritto, tutta la merce è fornita da Fast Milano alle seguenti condizioni di vendita che si intendono espressamente conosciute ed accettate dall'acquirente con l'ordine dallo stesso formulato. Ogni diversa condizione, eventualmente inserita dall'acquirente nell'ordinazione, è priva di efficacia se non espressamente accettata da Fast Milano.

PREZZI: i prezzi indicati, salvo pattuizioni contrarie, si intendono netti di sconto e franco ns. stabilimento. Tutti i prezzi si intendono IVA esclusa. L'azienda si riserva il diritto di modificare i prezzi in qualsiasi momento previa comunicazione all'acquirente.

CATALOGO: tutte le descrizioni, caratteristiche ed illustrazioni contenute nel catalogo e ogni altro materiale pubblicitario/commerciale hanno carattere indicativo del tipo e della gamma di prodotti offerti dall'azienda. Le caratteristiche descritte nei cataloghi e sul sito internet sono soggette a periodici aggiornamenti e modifiche senza obbligo di comunicazione o di preavviso. Nessuna indicazione contenuta nei cataloghi e sul sito internet è pertanto vincolante ed impegnativa per l'azienda e non costituirà parte del contratto tra Fast Milano e l'acquirente.

ACCETTAZIONE DELL'ORDINE: tutti gli ordini devono contenere sufficienti informazioni scritte che consentano all'azienda di fornire la merce richiesta, in particolare il codice articolo di Fast Milano. L'ordine diviene vincolante alle presenti condizioni di vendita solo nel momento in cui è accettato per iscritto da Fast Milano con conferma d'ordine inviata tramite email. Gli ordini con consegna programmata, saranno accettati fino a 12 (dodici) mesi dalla data dell'ordine. Gli ordini non sono soggetti a cancellazione, salvo espressa autorizzazione scritta da parte di Fast Milano. Non sarà possibile annullare alcun ordine elaborato in base ad esigenze specifiche dell'acquirente. Non sarà possibile annullare alcun ordine già spedito. Non si accettano annullamenti d'ordine se non concordati e in ogni modo il Fornitore può esigere il diritto di indennizzo degli eventuali oneri sofferti per tale annullamento.

CONDIZIONI DI PAGAMENTO: per le prime forniture è richiesto il pagamento anticipato. Il pagamento da parte dell'acquirente dovrà essere effettuato entro i termini indicati e le modalità indicate nell'ordine e nella relativa conferma d'ordine. La puntualità dei pagamenti è un requisito essenziale e costituisce una condizione sospensiva per ulteriori consegne; in caso di ritardati pagamenti e/o insoluti verranno immediatamente sospese le forniture di merce per tutti gli ordini in essere fino al saldo del dovuto. In caso di ripetitività da parte dell'acquirente nel non ottemperare all'impegno, la società potrà, senza alcun preavviso all'acquirente, revocare o annullare con effetto immediato le condizioni di pagamento ed ogni agevolazione creditizia concordata in precedenza. Nessuna contestazione sollevata dall'acquirente potrà giustificare il rifiuto del pagamento nei termini convenuti. L'azienda si riserva il diritto di addebitare interessi e indennità sulle somme rimaste in sospeso per più di 30 (trenta) giorni ai tassi stabiliti dalla normativa vigente. Tutte le spese legali sostenute per il perseguimento dei debiti non pagati saranno a carico dell'acquirente, a titolo di risarcimento danni.

QUANTITATIVI: ogni articolo viene fornito in confezioni standard. In caso i quantitativi ordinati fossero inferiori, gli stessi verranno pertanto automaticamente modificati secondo la confezione o minimi stabiliti, previa invio della conferma d'ordine. Ciascun ordine non potrà avere un valore inferiore al netto dell'IVA e dei costi di spedizione, ad € 300,00.

RESA: la merce si intende sempre franco nostro magazzino di Cernusco S/N: la merce viaggia in ogni caso a rischio esclusivo dell'acquirente, anche se resa in porto franco. Tutte le spedizioni, salvo diretta ed espressa pattuizione contraria, verranno effettuate con i mezzi ed i corrieri ritenuti più idonei da Fast Milano.

CONSEGNA: i termini di consegna della merce richiesta sono sempre indicativi, cosicché nessun danno né diretto né indiretto potrà essere richiesto per mancata o ritardata consegna. Le date e i periodi di consegna sono forniti ed indicati in buona fede in via previsionale. Fast Milano compirà ogni ragionevole sforzo per rispettarli, senza tuttavia assumersi alcuna responsabilità per la ritardata consegna ad una data determinata o in un periodo specificato. In caso di avarie o di mancanza di merce, l'acquirente deve immediatamente agire contro il vettore. La merce non viene coperta da assicurazione di nessun genere se non dietro espressa richiesta e per conto dell'acquirente. La verifica della merce e le prove o analisi relative dovranno essere fatte dall'acquirente al ricevimento e non saranno presi in considerazione reclami dopo 8 (otto) giorni.

FATTURAZIONE: la fatturazione sarà eseguita nei termini di legge sulla base delle indicazioni contenute nella conferma d'ordine. Il cliente è responsabile per eventuali sanzioni o penalità che risultino causate da sue errate o reticenti indicazioni.

RECLAMI: l'acquirente deve inoltrare per iscritto al nostro ufficio commerciale eventuali obiezioni e/o difetti riscontrati sulla fornitura entro 2 (due) settimane dal ricevimento merce. Nessun reso di materiale è accettato dal nostro magazzino se non previa autorizzazione scritta. Salvo diversa indicazione, i dati tecnici rappresentano i limiti entro i quali l'acquirente può utilizzare il prodotto, con particolare riferimento alla sicurezza dello stesso. Le dimensioni e le altre caratteristiche fisiche dei prodotti sono soggette alle normali tolleranze commerciali. È esclusiva responsabilità dell'acquirente verificare preventivamente l'idoneità del prodotto per l'utilizzo che egli voglia fare dello stesso. Fast Milano raccomanda all'acquirente di verificare le dimensioni e gli altri dati relativi ai prodotti, prima di utilizzarli per impieghi di particolare rilievo.

CLAUSOLE PENALI: nessuna clausola penale relativa agli ordini o ai contratti clienti degli acquirenti potrà essere accettata. Salvo nel caso in cui Fast Milano non prenda uno specifico impegno scritto, che copra ogni ordine o contratto in questione.

RESPONSABILITÀ, GARANZIA E MERCE DIFFORME DALL'ORDINE: nessuna responsabilità potrà essere assunta per le merci ordinate in modo errato dall'acquirente. Eventuali contestazioni circa la mancata rispondenza tra la merce ordinata e quella consegnata dovrà essere formulata all'atto della consegna ed annotata sulle bolle di consegna. La garanzia per vizi o per mancanza di qualità promesse avrà durata di 8 (otto) giorni dalla consegna del bene. Fast Milano si riserva la possibilità di valutare la natura del vizio rilevato. Qualora il difetto derivasse da un intervento, una riparazione, un uso irregolare o si fosse prodotto in seguito a imprudenza, imperizia, negligenza nell'utilizzo e/o nella manutenzione del bene da parte dell'acquirente o del suo personale, Fast Milano non si riterrà vincolata da alcun obbligo o forma di garanzia. I ritardi dei pagamenti da parte dell'acquirente sospendono ogni garanzia. In caso di errori o difetti di fabbricazione comunicati entro 8 (otto) giorni dalla consegna e riconosciuti da Fast Milano come tali, le merci difettose verranno sostituite, escluso però qualsiasi obbligo di indennizzo, compreso il risarcimento di danni diretti o indiretti. La sostituzione delle merci difettose avverrà nel più breve tempo possibile. Non sarà ammessa alcuna restituzione dei prodotti senza il preventivo consenso scritto di Fast Milano. La merce dovrà essere restituita entro 15 (quindici) giorni, confezionata con l'imballo originale integro. In difetto è facoltà di Fast Milano addebitare all'acquirente le relative spese di riconfezionamento. Le contestazioni tardive saranno prive di efficacia e Fast Milano potrà rifiutare la restituzione della merce. Si declina ogni responsabilità per incidenti a persone, o cose, che potessero verificarsi per causa o in dipendenza dei prodotti da noi forniti. Questo anche durante l'esecuzione dei collaudi. In caso di errore da parte dell'acquirente Fast Milano si riserva la facoltà di accettare il reso franco ns. magazzino addebitando un importo pari al 30% del valore della fornitura a titolo di recupero delle spese di gestione/movimentazione.

FORO COMPETENTE: per ogni eventuale controversia che dovesse insorgere in relazione o in conseguenza delle forniture e/o dei Contratti, nonché circa la loro efficacia, validità ed esecuzione, interpretazione, risoluzione o cessazione, nonché ogni rapporto inerente alle forniture ed ogni relativa ragione di dare e di avere, ha giurisdizione l'Autorità Giudiziaria Italiana ed è esclusivamente competente territorialmente il Foro di Milano.

TRATTAMENTO DEI DATI PERSONALI: Fast Milano S.p.A., nella persona del legale rappresentante, in qualità di Titolare del trattamento, informa che i dati personali forniti dagli interessati saranno trattati in ottemperanza al Regolamento Europeo 679/2016 (cd. GDPR) che disciplina e regola la tutela dei dati personali e la loro libera circolazione.

GENERAL PROVISIONS

The terms and conditions set out below (the "General Terms and Conditions of Sale") shall form part of all the agreements executed between the Seller and the Buyer for the supply of the Seller products and services (the "Products"). The General Terms and Conditions of Sale shall apply to all transactions and dealings executed between the Seller and the Buyer without any need of express reference thereto or agreement thereon at the conclusion of such transaction. Any dissenting terms and conditions shall only apply if confirmed in writing by the Seller. The Seller reserves the right to change, integrate or vary the General Terms and Conditions of Sale, by including such variations in the quotations or in any other written correspondence sent to the Buyer.

PRICES: all prices are per unit in Euros unless otherwise specified. All prices are exclusive of VAT and other duty levy or tax assessed against the Products by any Government or other authority. If not otherwise stated, prices are net of discount and ex-works. Unless the prices quoted are stated to be fixed the prices payable for the Products shall be those charged by the Seller at the time of despatch or supply of the Products, so that the Seller shall have the right at any time to revise quoted prices to take account of increases in cost including (without limitation) costs of raw materials or labour and any variation in exchange rates.

CATALOGUE AND SPECIFICATIONS: all drawings, specifications and advertising issued by Seller and any descriptions, details or illustrations contained in any Seller's Catalogue or website are issued or published for the sole purpose of giving an approximate idea of the Products described in them and will not be relied on by Buyer or form part of the Contract except as provided in this conditions. Any typographical, clerical or other error or omission in any Seller's Catalogue or website, quote, price list, acceptance of offer, Order Acceptance, label, packaging, invoice or other document or information issued by Seller may be corrected by Seller, without liability to Buyer, at any time either by correcting any such matter in public or by publishing the correction on Seller's Website or by notifying Buyer in writing and such correction shall be binding upon Buyer forthwith. Buyer will ensure that it undertakes adequate tests to ensure that where the Products meet the Specifications or, if applicable, conforms to the Sample, in all material respects it is of satisfactory quality and fit for all of Buyer's purposes. Subject to condition, Buyer expressly acknowledges that, irrespective of any guidance provided to it by Seller, it is not relying on Seller's skill and judgement in determining whether the Products will fit for all its purposes. Seller shall be entitled to make any changes to any specifications which do not materially affect the quality or performance of the Products to comply with any applicable statutory or European Community safety or other requirements. Seller shall not be responsible for ensuring that any Products comply with any applicable statutory or European Community safety or other requirements if the Specifications for such Products have been provided by, or developed or varied pursuant to a request of, Buyer. The documents, drawings, data and information (both in written papers and on electronic support) which should be delivered to the Buyer, remain exclusive property of the Seller. The Buyer engages itself not to reproduce them, neither to disclose them to a third party, and he engages himself to undertake the proper precaution towards staff in order to grant the above protection.

ORDER CONFIRMATION: orders and/or amendments of orders placed by the Buyer shall not be regarded as accepted before these have been confirmed by the Seller with order confirmation sent by email. Order cancellations and variations are not accepted, if not agreed previously, and in any case the Supplier is entitled to request the reimbursement or charges borne because of such cancellations. If the Seller should fail to confirm an agreement in writing which it has entered into verbally, the Seller's invoice or the execution of the order by the Seller shall be regarded as confirmation. Orders and/or amendments of orders placed verbally or by telephone must be confirmed in writing by the Buyer. Otherwise the Seller does not accept any responsibility or errors or consequent misunderstandings.

TERMS OF PAYMENT: payment of invoices shall, unless otherwise agreed in writing, be made in full without any deduction, discount or set off within 30 (thirty) days of the date of invoice. First supplies to new Buyers will be in advance by bank transfer. Subsequently different conditions of payment can be agreed on with our sales department. In case of delayed and/or outstanding payments the supply of goods or all existing orders will be immediately suspended until payment of the amount due. In case of repeated non-compliance by the Buyer the payment terms may be revised and Seller shall be entitled to: (i) terminate the Contract or any other contract between Buyer and Seller; (ii) deduct outstanding sums from any sums owed by Seller to Buyer under the Contract or otherwise (iii) suspend any further deliveries to Buyer under the Contract or any other contract until paid; (iiii) resell any Products not yet delivered to Buyer; and/or (iiiii) retain any sums paid as deposit for the Products. The Seller may claim interest upon late payments in accordance with the law and further recover from the Purchaser all reasonable costs incurred in recovering late payments. No objection raised by the Buyer may justify his refusal to pay on agreed terms.

QUANTITIES: each item is shipped in standard packages as per our catalogues. Therefore, the quantities ordered will be automatically adjusted in accordance with the package, subject to Buyer's approval. Minimum order value/billing: it depends from the Buyer's country.

DELIVERY TERMS: delivery or performance dates mentioned in any quotation or acceptance form or elsewhere are approximate only and not of any contractual effect, and time for delivery shall not be made of the essence by notice. Possible delays will not entitle the Buyer to request either any compensation, indemnity or reimbursement or direct and consequential damages or to cancel the order. Seller may deliver up to 10% more or 10% less than the quantity of Products specified in the order and Buyer shall accept such variation in quantity and shall pay the price as adjustable reflect such variation in quantity.

The Products are always delivered "ex works" Cernusco S/N. Products are carried at Buyer's risk. Failing specific instructions, goods will be forwarded by the most convenient means of conveyance and this will not give cause for any claim. In case of damage or lack of Products, Buyer will immediately proceed against the carrier. Products are not covered by any type of insurance, if not expressly requested by the Buyer. Insurance cost shall be at Buyer's expenses. Upon taking possession of the Products, the Buyer shall immediately: (i) check quantities and packaging of the Products and record any objections on the delivery note and (ii) conduct a conformity check on the Products compared to the data indicated in the confirmation of order and record any objections on the delivery note. Seller shall not be responsible for any losses incurred or suffered by Buyer as a result of a failure to deliver the Products or for short delivery unless Buyer has informed Seller in writing within 8 (eight) working days from the estimated date of delivery in relation to a failure to deliver or the actual date of delivery in relation to a short delivery. In any event, subject always to condition, where for any reason Seller is so liable, Seller's liability shall be limited to: 1) the amount by which the price in the cheapest available market of similar goods to replace those not delivered exceeds the Price of the Product not delivered; or 2) if there is no such market, an amount equal to the Price applicable to the Products not delivered. If, upon delivery of the Products, Buyer discovers that it has incorrectly ordered those Products, Seller's standard handling charge (30% goods value) from time to time will be payable by Buyer to recover management expenses if Seller agrees in writing (at its sole discretion) to accept return of those Products. Any costs arising thereof shall be at the expense of the Buyer. Claims made after 8 (eight) working days from receipt will not be taken into consideration. Restitution of Products will have to take place within and not over 15 (fifteen) days from their receipt. The Seller reserves the right to reasonably deliver in instalments. Where delivery is effected by instalments each instalment shall be treated as a separate contract. If the Contract involves more than one delivery and any default is made in payment the Seller shall have the right to suspend all or any further deliveries pending payment or to terminate the Contract in its entirety by notice in writing to the Buyer. Any liability to supply as a result of force majeure or other unforeseen incidents outside the Seller responsibility including, without limitation, strike, lock out, acts of public authorities, subsequent cease of export or import opportunities shall, for their duration and in accordance with their impact, relieve the Seller from the obligation to comply with any agreed time for delivery.

CLAIMS: the Buyer must submit in writing to our sales office any objections and/or defects found in the delivered Product within 2 (two) weeks from receipt of Products. Buyer must clearly specify the kind and amount of the alleged defect; the Buyer agrees to make available for inspection the objected Products; such inspection shall be done by the Seller or by any expert designated by the Seller. No return of Products is accepted by our warehouse without prior written permission. We decline any liability for accidents to persons and property which may occur by reason or in consequence of a product supplied by us. This applies also to accidents which may occur during testing. Delays in payments by the Buyer will suspend any guarantee. In case of mistakes or manufacturing defects which are made known within 2 (two) weeks from receipt of Products and are acknowledged by us as such defective, goods will be replaced as quickly as possible without giving right to any indemnity, compensation or reimbursement for direct and consequential damages. Unauthorized returns of Products are not admitted. In case of misdelivery, to be attributed to us, we engage to forward again the material requested by Buyer, carriage paid.

TERMS OF WARRANTY, LIABILITY: the Seller warrants (subject to the other provisions of these Conditions), for a period of 8 (eight) days from delivery, the Products will be free from defects in material and workmanship and materially in accordance with the specifications provided by Seller. The warranty shall be valid only on the products correctly stored and handled, used in suitable environment and for suitable/correct applications and correctly placed in operation in accordance with technical specifications forwarded by the Seller; every improper use of the products is forbidden. Buyer will ensure that if undertakes adequate tests to ensure that where the Products meet the Specifications or, if applicable, conforms to the Sample, in all material respects it is of satisfactory quality and fit for all of Buyer's purposes. The warranty does not cover the normal products parts subject to consumption. The warranties contained in condition shall not apply unless: (i) in respect of defects that are apparent on inspection of the Products Buyer notifies Seller, in writing, setting out in reasonable detail the nature of the breach of warranty within 2 (two) weeks after the delivery of the Products; or (ii) in relation to defects that are not apparent on inspection of the Products, Buyer notifies Seller in writing setting out in reasonable detail the nature of the breach of warranty within 14 (fourteen) days after the defect became apparent or ought to have become apparent to Buyer, and in any event within 12 (twelve) months of the date of delivery of the Products; and (iii) after receiving such notice of the defect, Seller is given reasonable opportunity to inspect the Products and, at Seller's request (acting reasonably), the Products are returned to Seller's place of business for the purposes of such inspection; and (iiii) the total price for the Products has been paid by Buyer.

Subject to conditions and, where Products or parts thereof returned to Seller are found, in the reasonable opinion of Seller, not to conform with the warranty contained in condition or any other warranties, quality standards or conditions implied by law, Seller shall discharge any liability in full by, at its sole discretion, replacing the whole or part of all or any of the Products or refunding the Price of the

GENERAL TERMS AND CONDITIONS OF SALE

non-conforming Products. Any Products which have been so replaced shall be owned by Seller. Seller's aggregate liability for a Claim in relation to any single item of Product shall be limited to the Price payable to Seller by Buyer for that item. Any repaired or replacement Goods shall be guaranteed on these terms for the unexpired portion of the 12 (twelve) month period. The Seller shall not be liable to the Buyer for loss of profit, loss of business or depletion of goodwill, damage to reputation in each case whether direct, indirect or consequential, or any claims for consequential compensation whatsoever (howsoever caused) which arise out of or in connection with the Contract, whether such loss or claim was foreseeable or in the contemplation of the parties and whether arising in or caused by breach of Contract, tort (including negligence and breach of statutory duty), indemnity or otherwise.

RETENTION OF TITLE: the Product supplied shall remain in the property of the Seller until the date of the full payment by the Buyer of the entire price of the Products and of all amounts due to the Seller.

TERMINATION: without affecting any other rights and remedies it may have, Seller may terminate the Contract forthwith if: (i) Buyer breaches any terms of any contract with Seller; (ii) Buyer makes any composition or voluntary arrangement with its creditors or any step, application, order, proceeding or appointment is made or taken by or in respect of Buyer (including, without limitation, the making of an application or the giving of any notice) by Buyer or any other person for a distress, execution, winding up, dissolution, or to appoint an administrator of Buyer or (being an individual or firm) becomes bankrupt or (being a Seller) goes into liquidation (otherwise than for the purposes of a solvent amalgamation or reconstruction); (iii) an encumbrance takes possession, or a receiver (administrative or otherwise) is appointed, of any of the property or assets of Buyer; or Buyer ceases, or threatens to cease, to carry on business; or (iiii) Seller reasonably apprehends that any of the events mentioned in conditions above is about to occur in relation to Buyer and notifies Buyer accordingly.

INDEMNITY: without prejudice to Seller's other rights and remedies, Buyer shall indemnify and keep indemnified Seller in full against any Losses incurred or suffered as a result of: (i) cancellation, variation or suspension of an order by the Buyer; (ii) any claim brought by any third party in respect of Losses, injury or damage caused by any Products which, following delivery, have been subjected to any use other than the authorised use for such Products (being the use for which such Products are commonly supplied or a use expressly authorised in accordance with condition) or modified by a person other than Seller or any event has occurred (including any act or omission) which would result in condition ceasing to apply to those Products; (iii) the use of Specifications supplied by or on behalf of Buyer or modified at the request of Buyer; and (iiii) any claims by any third party in relation to any infringement or alleged infringement of any of its Intellectual Property Rights as a result of the use, possession or supply of any Custom Product or any Specifications supplied by or on behalf of or modified at the request of Buyer.

EXPORT: the Buyer represents and warrants that it will not violate U.S., E.U., or other applicable local country export-related laws with respect to the Products. Buyer shall be responsible for complying with any legislation or regulations applying to the Products in the country of destination governing the export of the Products or any product incorporating the Products from Italy (including, if necessary, satisfying Customs and Excise that value added tax is not payable on the Price) and the importation of the Products into the country of destination and for the payment of any applicable import or export duties or taxes thereon. Buyer shall be responsible for notifying Seller of any obligations which Seller is obliged to comply with pursuant to any such legislation or regulations and for bearing or re-imbursing to Seller any associated costs.

APPLICABLE/GOVERNING LAW: in case of the Buyer is a subject having Italian nationality, the present General Terms and Conditions of Sale and all the agreements executed between the Seller and the Buyer shall be governed by Italian laws. On the contrary, in case of the Buyer is a subject having a nationality different from the Italian one, the present General Terms and Conditions of Sale and all the agreements executed between the Seller and the Buyer shall be governed by the United Nations Convention of Vienna of 1980 on Contracts for the International Sale of Goods.

JURISDICTION: any dispute arising between the parties in connection with the interpretation, validity or performance of the present General Terms and Conditions of Sale and of all the relevant agreements, shall be of exclusive competence of the referred to the Court of Milan. Seller shall retain the right to bring proceedings against Buyer in any other court.

DATA PROTECTION LAW: Fast Milano S.p.A., in the person of its legal representative, as Data Controller, informs that the personal data provided by the interested parties will be processed in compliance with European Regulation 679/2016 (so-called GDPR) which governs and regulates the protection of personal data and their free circulation.

FINAL PROVISIONS: the total or partial invalidity of any provision of the present General Terms and Conditions of Sale shall not affect the validity of the other provisions. These Conditions apply to all sales of Products by the Seller and shall prevail over any terms or conditions referred to in the Buyer's order or in correspondence or elsewhere unless specifically agreed to in writing by the Seller and expressed to form part of the Contract and any conditions or stipulations to the contrary are hereby excluded or extinguished.



FAST MILANO S.p.A.

Via Brescia, 58 - 20063 Cernusco sul Naviglio - Milano - Italy

Telefono: +39 02 25 40 766 - Email: sales@fastmilano.it

www.fastmilano.it